
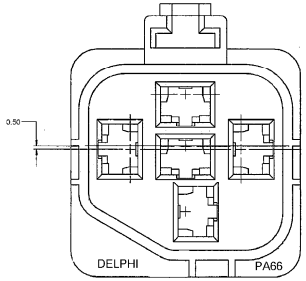
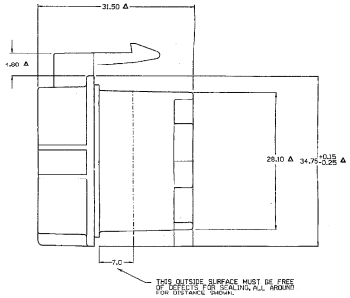
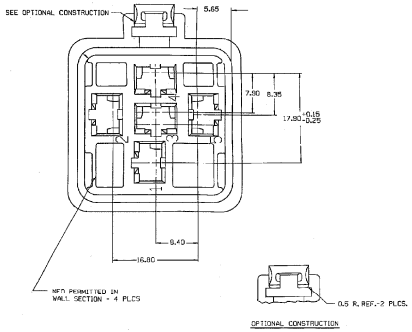
DELPHI PACKARD ELECTRIC SYSTEMS
WARREN, OHIO 44486

ENG STATUS					ZONE	REVISION STATUS	ATER	BY	CK	APVD
SIZE	CTS	SEQ	ENG	REF						
31JA02	R	04	-	-		CREATED PART DRAWING AND MATL SPEC WAS P026754T-MYLON 6 – BLK	219275	DSG	DSG	ET
18MR02	R	005	-	-		MATL SPEC WAS M39360002-PA6	222835	DSF	DSF	JH
10APR12	R	08	AA	-		ADDED APPLICATION DATA NOTE	4173369	JGM	JAA	JHP









NOTES

1. ALL RADII 0.40 UNLESS OTHERWISE SPECIFIED.
2. DIMENSIONS ARE TO FACE OF VIEW SHOWN, UNLESS OTHERWISE INDICATED.
3. 1° DRAFT ON ALL OUTSIDE SURFACES, UNLESS OTHERWISE SPECIFIED.
4. CAVITIES ARE IDENTICAL.
5. CENTERLINE OF BLADE TO CENTERLINE OF SEAL IS 2.10.
6. THIS PART IS CONTROLLED FOR AUTOMATIC FEEDING AS DENOTED ON DRAWING WITH Δ.
6. ALL TOOLS BUILT AFTER 2-1-90 TO BE BUILT TO OPTIONAL CONSTRUCTION.
7. (2.3)X10.1) RAISED DELPHI CORPORATE BRAND TO BE LOCATED ON ANY EXTERIOR SURFACE, PREFERABLY VISIBLE AT FINAL ASSEMBLY. OPTIONAL CONSTRUCTION TO BE "PEP" ON NO LOGO.
8. MATERIAL RECYCLING CODE PER ISO 11469, (2.3)X10.1) CHARACTERS AS SHOWN TO BE LOCATED ON ANY EXTERIOR SURFACE. OPTIONAL CONSTRUCTION TO BE NO MATERIAL RECYCLE CODE.
9. THIS PRODUCT IS NOT CATEGORIZED AS AN APPEARANCE ITEM. MINOR IMPERFECTIONS INCLUDING, BUT NOT LIMITED TO, FLOW MARKS, COLOR BLEMISHES, GATE VESTIGE, AND SOFT FLASH THAT DO NOT AFFECT THE FIT, FORM, OR FUNCTION OF THE PART ARE PERMISSIBLE PER DPNP-4.7-CS-01.
10. FOR APPLICATION DATA SEE THE APPLICATION DRAWING.

DELPHI
Automotive Systems

MATERIAL SPEC
POLYAMIDE COMPOUND BLACK

SUBSTANCES OF CONCERN AND RECYCLED CONTENT PER DELPHI - A 10547001

PART DRAWING

CODE NUMBER 6900 | DWG DATE 19DEC84 | SCALE 4 : 1 | SIZE D

QC SPEC | STYLE

PART GEOMETRY
2D PLANAR

CHANGE RESTRICTED
NO MANUAL CHANGES

DO NOT SCALE

METRIC
UNLESS OTHERWISE SPECIFIED, ALL DIMENSIONS ARE IN MILLIMETERS

UNLESS OTHERWISE SPECIFIED:
THIS DOCUMENT IS IN ACCORDANCE WITH ASME Y14.5M - 1994 AS AMENDED BY THE GM BLOCK STANDARDS AND TECHNOLOGY ADDENDUM - 1997. ALL GEOMETRIC TOLERANCES AND DATUMS APPLY AT MMC. RULE #1 (ENVELOPE PRINCIPLE) IS NOT APPLICABLE UNLESS A LOCAL ZONE IS SPECIFIED LOCALLY BY SURFACE PROFILE TOLERANCE. ALL CONNECTOR-SEPARATE POSITION CALLOUTS MAY BE RADIO SEPARATELY - REGARDLESS OF DATUM REFERENCES.

REFERENCE	DR	DATE
	APVD1 D. GOMEZ	31JA02
	APVD2 D. GOMEZ	31JA02
	APVD3 E. BRADLEY	04FEB02
	APVD4	
	APVD5	

DRAWING NAME
CONN 5F M/P 630 P2S

SHEET NUMBER	DRAWING NUMBER	DWG STATUS			SIZE
		STAT	REV	MAT	
1 OF 1	12065662	R	08	AA	A0