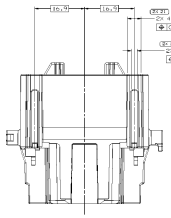
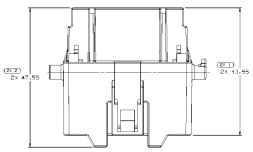
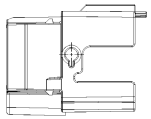
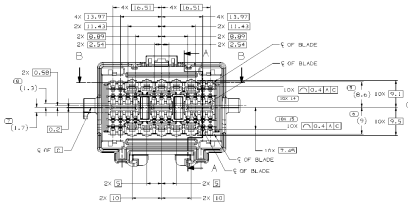


TYPE 102
SAME AS TYPE 101
EXCEPT AS SHOWN

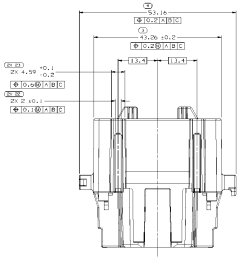


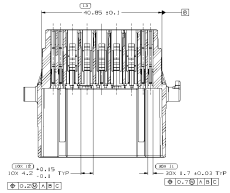




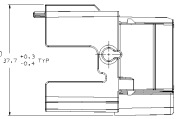


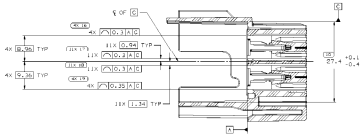
TYPE 101



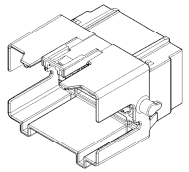


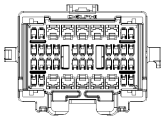
SECTION B-B





SECTION A-A





SYMBOL DEFINITION		MISSING SYMBOLS
A DIMENSION WITHOUT AN INSPECTION REPORT SYMBOL (NO ⓘ) DOES NOT REQUIRE INSPECTION. IT MAY BE CONTROLLED ON THE INDIVIDUAL COMPONENT DRAWING.	TOTAL NO OF INSPECTIONS REQUIRED: 112	NO MISSING SYMBOL NUMBER
	LAST NO. USED: 23	

ENG STATUS					REVISION HISTORY			
DATE	ECR/ECO	SHT	ZONE	DWG		MFR	APVD	
29AUG	P	#1	-	-	DELETED TAIL PAGE DRAWING 13978933 WAS INTERNAL & ADDED DRAWING REVISED TO REV #1	47809	DH	DH
14JUN	P	#2	-	-	ALL PARTS: ADDED RAIL1 TO CLIP SLOT & PLUG PER UCRS ADV TO 30	47809	DH	DH
30MAY	P	#3	-	-	ALL PARTS - UPDATED PART AVAILABILITY	42DH3	DH	AVAILABLE
15DEC	P	#4	-	-	ALL PARTS - REVISED DRAWING	42HDT	JHT	AVAILABLE
19NOV	P	#5	-	-	ALL PARTS - DIM [C.T] WAS (0.6) AND DIM [A.S] WAS (1.65)	42HDT	DSD	AVAILABLE
14OCT	P	#6	-	-	ALL PARTS: UPDATED PDM ATTRIBUTES. NO CHANGE TO PRINT	42HDN	DH	DH
18FEB	P	#7	-	-	ALL PARTS - ADDED BASE DIMS OF PLUG, 21.7+/-0.3 & 12.8+/-0.3. PLUG TOP FLAT HEIGHT WAS 21.7 +0.1, -0.3 TO 12.8 +0.1, -0.3. ADDED DIM [C.T] TO PLUG AND RECEIVER TAIL. PARTS OF CAVITIES ON DIM 'A' PLUG & TAIL PROFILE OF 'A' LINE DRAWING BY CAVITIES IN PLUG	42GSB	MF	AVAILABLE
28NOV	P	#8	-	-	ALL PARTS - PLUG WAS DIM #6	42GSH	MF	AVAILABLE
11APR	P	#9	-	-	ALL PARTS - ADDED REVISED PROFILE CONTROL TAIL AND DIM A(1.65) ADDED POSITION CONTROL TAIL	42GTM	DSD	RELEASED
23APR	P	#10	-	-	ALL PARTS - DIM 22.4/8.95 +0.1/-0.2 WAS 22.4/8.95 +0.1/-0.3 AND 22.2 +/-0.2 WAS 22.2 +/-0.1	42GTB	HH	RELEASED
14JUL	P	#11	-	-	ALL PARTS - REMOVED PROFILE CONTROL AND ADDED DIM [A.S]	42GTJ	DSD	RELEASED
15DEC	P	#12	-	-	13188845-X-NL RELEASED	47HDN	MF	RELEASED
29MAR	P	#13	-	-	13188845-NL UPDATED PART AVAILABILITY	42SDN	DH	AVAILABLE
30OCT	P	#14	-	-	ADDED SHEET #2 AND REMOVED PATS 13188846-4 AND 13188846-5 MOVED TO SHEET #2	47HMT	JW	RELEASED

PART NO	REV	PLT	TYPE	MATERIAL SPECIFICATION AND COLOR	VOLUME
13978934	01	AF	102	POLYESTER COMPOUND BK41	14.94
13978931	00	AF	101	POLYESTER COMPOUND BLACK	15.674

NOTES

1. UNLESS OTHERWISE SPECIFIED AND/OR INDICATED:
 DIMENSIONS ARE TO FACE OF VIEW SHOWN AND
 AUTOMATION MAY PROVIDE BY CONNECTION INSPECTION
 MACHINE. SEE INDIVIDUAL APPLICATION DRAWING FOR ALL
 OTHER DIMENSIONS NOT SHOWN BUT REQUIRED FOR TOOL
 BUILD. SEE MATH MODEL FOR PRECISE TOOL PATH DATA.
2. (L.S)13.0.1 DELPHI CORPORATE BRAND TO BE LOCATED ON ANY EXTERIOR SURFACE, PREFERABLE VISIBLE AT FINAL ASSEMBLY. OPTIONAL CONSTRUCTION FOR EXISTING TOOLING MAY BE "FLAT".
3. FOR APPLICATION DATA SEE THE INDIVIDUAL APPLICATION DRAWINGS.
4. THIS PRODUCT IS NOT CATEGORIZED AS AN APPEARANCE ITEM, WITHIN ENGINEERING SPECIFICATION GM9986P. BUT SOME FEATURES MAY BE VISIBLE DURING SERVICE. USE OF COLORED, BUT NOT METALLIC, PLASTIC IS APPLICABLE FOR FIT, FORM, OR FUNCTION OF THE PART ARE PERMISSIBLE PER DPHP-4.7-CS-01.

DELPHI

DELPHI PACKARD ELECTRICAL/ELECTRONIC ARCHITECTURE

PART DRAWING

TAIL CONN 40 M SDS BLK 2.8

13978935

SIZE A1-2 | SHEET 1 OF 2 | REV 14

13978935
A1-2 SHT 2 OF 2 REV 14