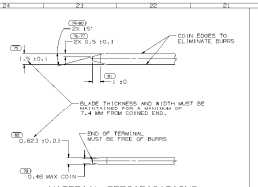

MATERIAL SPECIFICATIONS

RECOMMENDED:
BASE METAL - CDA-210, ROLLING, EXTRA SPRING TEMPER

PLATING - 0.00040.0025 MM THICK TIN

MINIMUMS

ELECTRICAL CONDUCTIVITY: >20% IACS AT 20°C. USE OF A DIFFERENT BASE METAL OR PLATING SUBSTRATE MUST BE APPROVED BY PACKARD ELECTRIC MATERIALS ENGINEERING.

TENSILE STRENGTH - 407 MPa

PLATING - FOR LOW ENERGY (<5J) AND NON-PASSENGER COMPARTMENT POWER CIRCUITS: 0.0040.0025 MM THICK TIN. FOR MATERIALS CONTAINING 100 OR MORE PARTS PER MILLION OF COPPER 0.0050.0025 MM THICK TIN REQUIRED.

MATING BLADE INFORMATION

SCALE 8:1

TYPE 104
SAME AS TYPE 101 EXCEPT AS SHOWN

TYPE 105
SAME AS TYPE 101 EXCEPT AS SHOWN

TYPE 103
SAME AS TYPE 101 EXCEPT AS SHOWN

TYPE 102
SAME AS TYPE 101 EXCEPT AS SHOWN

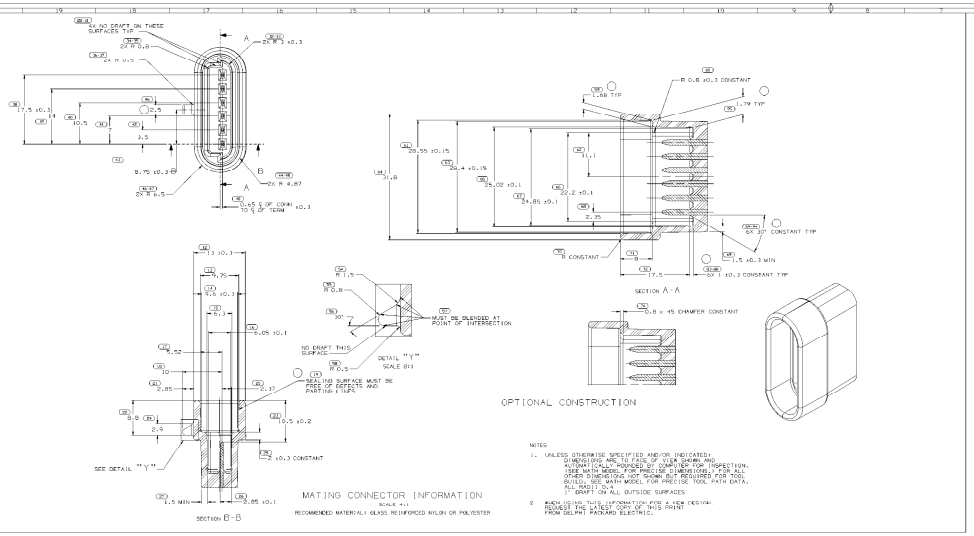

MATING CONNECTOR INFORMATION

SCALE 4:1

RECOMMENDED MATERIAL: GLASS REINFORCED NYLON OR POLYESTER

NOTES

1. UNLESS OTHERWISE SPECIFIED AND/OR INDICATED:
   DIMENSIONS ARE TO FACE OF VISIBLE SHOWN AND AUTOMATICALLY ROUNDED BY COMPUTER FOR INSPECTION. ALL DIMENSIONS ARE NOMINAL UNLESS OTHERWISE SPECIFIED. (THEN DIMENSIONS NOT SHOWN BUT REQUIRED FOR TOOL BUILD, SEE MATH MODEL FOR PRECISE TOOL PATH DATA.
   1° DRAFT ON ALL OUTSIDE SURFACES
2. WHEN USING THIS INFORMATION FOR A NEW DESIGN REQUEST THE LATEST COPY OF THIS PRINT FROM DELPHI PACKARD ELECTRIC.

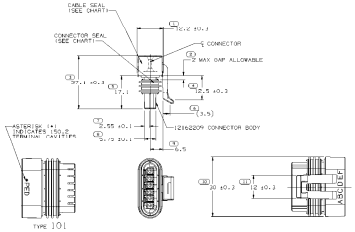

TYPE 101

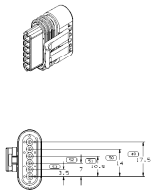

NOTES

1. UNLESS OTHERWISE SPECIFIED AND/OR INDICATED:
   DIMENSIONS ARE TO FACE OF VISIBLE SHOWN AND AUTOMATICALLY ROUNDED BY COMPUTER FOR INSPECTION. ALL DIMENSIONS ARE NOMINAL UNLESS OTHERWISE SPECIFIED. (THEN DIMENSIONS NOT SHOWN BUT REQUIRED FOR TOOL BUILD, SEE MATH MODEL FOR PRECISE TOOL PATH DATA.
2. CAVITIES TO ACCEPT 12124075 TERMINAL OR EQUIVALENT.
3. WHEN PARTS ARE SHIPPED THEY MUST BE PACKED IN PLASTIC BAGS OF SHIPPING CONTAINERS MUST BE LINED WITH PLASTIC LINERS. BAGS MUST BE SEALED TO AVOID FORMING WATER.
4. FOR LEAD LENGTH CALCULATIONS, DISTANCE FROM MATING END OF CONNECTOR TO FRONT OF CABLE CORE IS 10.15 ±.05.
5. SEALING CODE 3.
6. FOR PART NUMBERS WITH ADHESIVE, USE P4000160 OR ADHESIVE APPROVED BY MATERIALS ENGINEERING TO GLUE CONNECTOR SEAL TO CONNECTOR.

PART NO WITH ADHESIVE	REV	W/P	STATUS	PART NO WITHOUT ADHESIVE	REV	W/P	STATUS	TYPE	# OF AVAIL CAVITIES	CAVITIES BLOCKED	CONNECTOR SEAL	CABLE SEAL PART NO. & COLOR
	-			15395100	01	AA		105	5	A,B,E	12050020	15394100 - BK - REC
	-			15394700	A1	-		101	6	C	12050020	15394119 - BLUE
	-			15394880	A1	-		104	4	D,F	12040020	15394307 - PURPLE
12185606	01			12185606	A1	-		101	5	NONE	12185602	12124046 - LT. GRAY
	-			12162262	A1	-		102	2	A,B,C,D,F	12072020	12124043 - BLUE
	-			12162020	A1	-		101	6	NONE	12040020	12124039 - LT. GRAY
	-			12162260	A1	-		101	6	NONE	12084020	12084419 - TAN
	-			12162011	A1	-		101	6	NONE	12050020	12050207 - GREEN

DRAWING NUMBER 12162264
SIZE A1 SCALE 2:1 SHEET 1 OF 1 CAD 1

	-		
	-		
	-		
	-		
	-		
	-		
	-		
	-		

| REV STATUS | | |