

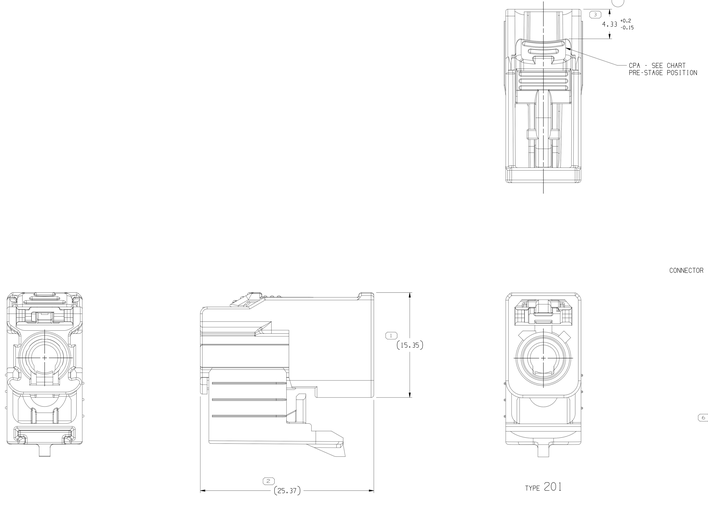

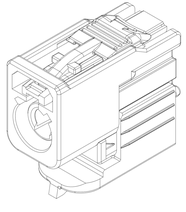

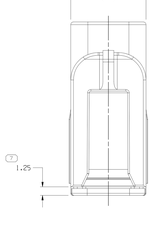

SYMBOL DEFINITION		
A DIMENSION WITHOUT AN INSPECTION REPORT SYMBOL ( ) DOES NOT REQUIRE INSPECTION. IT MAY BE CONTROLLED ON THE INDIVIDUAL COMPONENT DRAWING.	TOTAL NO OF INSPECTIONS REQUIRED	7
	LAST NO. USED	7

MISSING SYMBOLS
NO MISSING SYMBOL NUMBER

DWG STATUS DATE	SUB	REV	N/P	CHG	ZONE	REVISION HISTORY	AUTH	DR	APVD	APVD	APVD
20JN16	R	01	-	-	-	ALL PARTS - RELEASED PART DRAWING	433406	DRA	DMT	DMT	
07MR17	R	02	-	-	-	ALL PARTS - (25.371 WAS (25.61), 4.33 WAS 5.41 & 8.83 WAS 8.18) AND UPDATED CPA, ISL & CONNECTOR TO LATEST REVISION	435901	JDM	JDM	MLP	MLP
02DC17	R	03	-	-	-	ALL PARTS - UPDATED CONNECTOR, ISL & CPA TO LATEST REVISION AND DIM 8.64 WAS 8.83	437926	ESC	ESC	MLP	
15AU18	R	04	-	-	-	33351024 - CPA WAS 33224253; ALL PARTS - ADDED "CONNECTOR COLOR" COLUMN & "CPA COLOR" COLUMN AND UPDATED "NON APPEARANCE ITEM" NOTE	440536	LXX	JAA	MLP	
18JA19	R	05	-	-	-	ALL PARTS - 8.64 +0.15/-0.2 WAS 8.64	442118	JGG	JAA	MLP	
21MR19	R	06	-	-	-	ALL PARTS - UPDATED PART AVAILABILITY	442439	JLL	JAA	MLP	
19FE25	R	07	-	-	-	ALL PARTS - 4.33 +0.2/-0.15 WAS 4.33	567259	GLG	GLG	ACG	

PART NO	REV	N/P	TYPE	KEY OPTION	CONNECTOR COLOR	ISL	CPA	CPA COLOR
33351027	03	A0	214	Z	33253352	BLUE WATER	33233948	33224253	RED LIGHT
33351026	03	A0	213	N	33253348	GREEN LIGHT	33233948	33224253	RED LIGHT
33351025	03	A0	212	M	33253344	ORANGE LIGHT	33233948	33224253	RED LIGHT
33351024	03	A0	211	L	33253339	RED LIGHT	33233948	35012002	GRAY MEDIUM
33351022	03	A0	210	K	33253335	YELLOW	33233948	33224253	RED LIGHT
33351021	03	A0	209	J	33253330	BEIGE	33233948	33224253	RED LIGHT
33351020	03	A0	208	H	33253326	VIOLET HEATHER	33233948	33224253	RED LIGHT
33351019	03	A0	207	G	33253322	BLUE GRAY	33233948	33224253	RED LIGHT
33351017	03	A0	206	F	33253318	BROWN	33233948	33224253	RED LIGHT
33351016	03	A0	205	E	33253314	GREEN	33233948	33224253	RED LIGHT
33351014	03	A0	204	D	33253310	VIOLET CLARET	33233948	33224253	RED LIGHT
33351013	03	A0	203	C	33253305	BLUE DARK	33233948	33224253	RED LIGHT
33351011	03	A0	202	B	33253301	CREAM	33233948	33224253	RED LIGHT
33351010	03	A0	201	A	33233941	BLACK	33233948	33224253	RED LIGHT

NOTES

1. UNLESS OTHERWISE SPECIFIED AND/OR INDICATED:

   DIMENSIONS ARE TO FACE OF VIEW SHOWN AND AUTOMATICALLY ROUNDED BY COMPUTER FOR INSPECTION (SEE MATH MODEL FOR PRECISE DIMENSIONS). FOR ALL OTHER DIMENSIONS NOT SHOWN BUT REQUIRED FOR TOOL BUILD, SEE MATH MODEL FOR PRECISE TOOL PATH DATA.

2. THIS PRODUCT IS NOT CATEGORIZED AS AN APPEARANCE ITEM. MINOR IMPERFECTIONS (INCLUDING, BUT NOT LIMITED TO, FLOW MARKS, COLOR BLEMISHES, GATE VESTIGE, AND SOFT FLASH THAT DO NOT AFFECT THE FIT, FORM, OR FUNCTION OF THE PART ARE PERMISSIBLE PER EAAP.4-1.CS_01_EN.

3. FOR APPLICATION DATA SEE THE INDIVIDUAL APPLICATION DRAWINGS.

DRAWING NUMBER							
33340308							
SIZE	SCALE	CHANGE NO	SHEET NO	SHEET TOTAL	STG	REV	N/P
A1x3	5:1	2 OF 2	2 OF		R	07	-

(N/A) LINE DRAWN THROUGH A PART NUMBER INDICATES THAT PHYSICAL PARTS ARE NOT AVAILABLE FOR ORDERING.

PART NUMBERS THAT DO NOT HAVE A LINE PRESENT INDICATE THAT PHYSICAL PARTS ARE AVAILABLE FOR ORDERING.

CONTACT APTIV SALES TO ASSURE AVAILABILITY OF PARTS.

DWG TYPE: PART DRAWING

TITLE

VOLUME (CM³) | SYSTEM UNIT

UNLESS OTHERWISE SPECIFIED
THIS DOCUMENT IS IN ACCORDANCE WITH ASME Y14.5M 1994 UNLESS OTHERWISE SPECIFIED. ALL DIMENSIONS AND TOLERANCING MAXIMUM MATERIAL. SEPARATE PATTERNS OF FEATURES MAY BE GAGED SEPARATELY REGARDLESS OF DATUM REFERENCES.

ALL DIMENSIONS ARE IN MILLIMETERS

(N/A) PROCESS SENSITIVE DIMENSION

DIMENSIONS ENCLOSED IN ( ) INDICATE REFERENCE DIMENSIONS AND NO TOLERANCE IS TO BE ESTABLISHED.

DIMENSIONAL RANGE (MM)									
FROM	0	>6	>30	>120	>315	>1000	>2000	>4000	>8000
TO	6	30	120	315	1000	2000	4000	8000	
TOLERANCE (UNLESS OTHERWISE SPECIFIED)									
±0.25	±0.5	±0.8	±1.2	±2.0	±3.2	±5.0	±8.0	±12.0	±20.0
ANGULAR TOLERANCE ±0°									

REFERENCE

THIRD ANGLE PROJECTION | DO NOT SCALE | USE MATH DATA | NX

		DATE
DR		
APVD	OMAR ROJAS	20JN16
APVD	M. DELATORRE	20JN16
APVD	M. DELATORRE	20JN16
APVD		
APVD		

SUBSTANCES OF CONCERN AND RECYCLED CONTENT PER APTIV (DRAWING)

SEE CHART

DRAWING NAME: TAXI ASM CONN I F FAKRA JACK COAX

DRAWING NUMBER: 33340308

SIZE	SCALE	CHANGE NO	SHEET NO	SHEET TOTAL	STG	REV	N/P
A1x3	5:1	1 OF 2	2 OF		R	07	-

•APTIV•
CONNECTION SYSTEMS
WARREN, OH

COPYRIGHT 2016 APTIV. ALL RIGHTS RESERVED.
THIS DRAWING IS THE PROPERTY OF APTIV AND CONTAINS APTIV CONFIDENTIAL INFORMATION. THE INFORMATION CONTAINED IN THIS DRAWING IS THE PROPRIETARY OF APTIV. ANY REPRODUCTION OR UTILIZATION OF THIS DOCUMENT OR ITS RELATED CAD MATH DATA, AS WELL AS COMMUNICATION OF ANY CONTENTS TO OTHERS, WITHOUT EXPRESS AUTHORIZATION, IS PROHIBITED.

33340308

Page 1 of 1
STYLE: Aptiv Standard
FILE: 33340308_APTIV_DRAFT.DWG
Date: 2-Feb-25 Time: 15:08:01