SYMBOL DEFINITION		
A DIMENSION WITHOUT AN INSPECTION REPORT SYMBOL ( ) DOES NOT REQUIRE INSPECTION. IT MAY BE CONTROLLED ON THE INDIVIDUAL COMPONENT DRAWING.	TOTAL NO OF INSPECTIONS REQUIRED	16
	LAST NO. USED	11

MISSING SYMBOLS
NO MISSING SYMBOL NUMBER

DWG STATUS					ZONE	REVISION HISTORY	AUTH	DR	APVD 1	APVD 2
DATE	STG	REV	N/P	CHG						
02N004	R	01	-	-		WAS PE100462 AND RELEASED	260831	MAC	MAC	CD
01DE04	R	02	-	-		ADDED LEADER AND NOTE #6	261844	MAC	MAC	CD
31JA05	R	02	AA	-		REVISED LOCK AREA 2 PLCS & REVISED LOCATION OF DELPHI & MAT'L LOGO	263072	JLJ	JLJ	CD
17FE05	R	02	AB	-		REVISED GRAPHICS	264744	AMG	AMG	CD
16MY05	R	03	-	-		REVISED GRAPHICS	268284	CCV	FRG	CD
12JL05	R	04	-	-		REVISED GRAPHICS	270001	MDH	FRG	CD
08AU05	R	04	AA	-		ADDED DIM 11 PLCS1 AND REVISED PROCES SENSITIVE DIM	271164	JBD	AUG	CD
13OC05	R	04	AB	-		REMOVED NOTE 6 AND REVISED LABEL	273171	GPS	FRG	CSD
10DE05	R	04	AC	-		UPDATED PDM ATTRIBUTES	275215	TS	TS	EJM

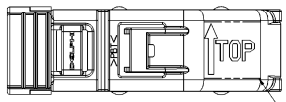

(10) 0.15 RAISED GRAPHICS AS SHOWN. RAISED SURFACE TO BE SMOOTH TO CONTRAST AGAINST STIPPLE FINISH.

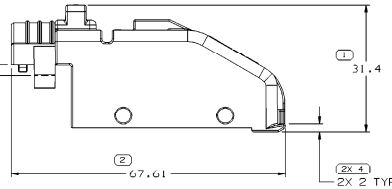

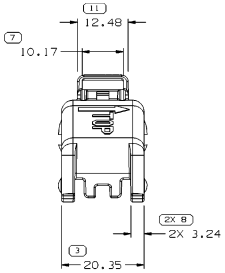

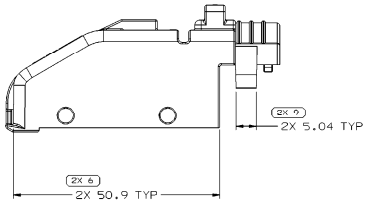

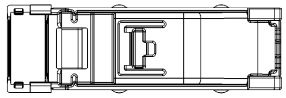

NOTES

1. UNLESS OTHERWISE SPECIFIED AND/OR INDICATED:

   DIMENSIONS ARE TO FACE OF VIEW SHOWN AND AUTOMATICALLY ROUNDED BY COMPUTER FOR INSPECTION (SEE MATH MODEL FOR PRECISE DIMENSIONS). FOR ALL OTHER DIMENSIONS NOT SHOWN BUT REQUIRED FOR TOOL BUILD, SEE MATH MODEL FOR PRECISE TOOL PATH DATA.

2. MATERIAL RECYCLING CODE PER ISO 11469. (1.3)X(0.1) CHARACTERS AS SHOWN TO BE LOCATED ON ANY EXTERIOR SURFACE.

3. (1)X(0.1) RAISED DELPHI CORPORATE BRAND TO BE LOCATED ON ANY EXTERIOR SURFACE, PREFERABLY VISIBLE AT FINAL ASSEMBLY. OPTIONAL CONSTRUCTION TO BE "PED" OR NO LOGO.

4. REFERENCE MATING COMPONENTS OR EQUIVALENT:
   ASM CONNECTOR 15476346
   CPA 15357145

5. CONDUIT CLIP ACCEPTS 13 MM CONDUIT

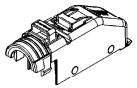

(11) PROCESS SENSITIVE DIMENSION

DIMENSIONS ENCLOSED IN ( ) INDICATE REFERENCE DIMENSIONS AND NO TOLERANCE LIMITS ARE ESTABLISHED

DIMENSIONAL RANGE (MM)										CHART F1
FROM	> 0	> 20	> 30	> 70	>100	>150	>200	>250	>300	
TO	20	30	70	100	150	200	250	300	400	
TOLERANCE UNLESS OTHERWISE SPECIFIED										
	±0.15	±0.2	±0.3	±0.4	±0.5	±0.6	±0.8	±1	±1.2	
ANGULAR TOLERANCE ±2°										

DWG TYPE: PART DRAWING

STYLE

VOLUME (CM³): 5.880

DISTR CODE

UNLESS OTHERWISE SPECIFIED

THIS DOCUMENT IS IN ACCORDANCE WITH ASME Y14.5M-1994 AS AMENDED BY THE GM GLOBAL DIMENSIONING AND TOLERANCING ADDENDUM - 1997. ALL GEOMETRIC TOLERANCES AND RELATED DATUMS APPLY RFS. RULE #1(PERFECT FORM AT MMC) DOES NOT APPLY WHEN RELATIONSHIP BETWEEN FEATURES IS ESTABLISHED BY ORIENTATION OR LOCATION TOLERANCES. SEPARATE EXPLODED VIEWS MAY BE VIEWED SEPARATELY, BEHAVES AS ONE PART.
ALL DIMENSIONS ARE IN MILLIMETERS

REFERENCE

THIRD ANGLE PROJECTION

DO NOT SCALE

USE MATH DATA

UGS GRAPHICS

DELPHI

DELPHI PACKARD ELECTRIC SYSTEMS
WARREN, OH

	DATE
DR	
APVD1 M. CHRESTAY	02N004
APVD2 M. CHRESTAY	02N004
APVD3 C. DEPROFIO	10N002
APVD4	
APVD5	

SUBSTANCES OF CONCERN AND RECYCLED CONTENT PER DELPHI 10949001

MATERIAL
M4695002 PBT HS-BLK

DRAWING NAME
COV CONN GT BLK

DRAWING NUMBER
15476351

SIZE	SCALE	FRAME NO	SHEET NO	STG	REV	N/P
A1	2:1	1 OF 1	1 OF 1	R	04	AC