SYMBOL DEFINITION		
A DIMENSION WITHOUT AN INSPECTION REPORT SYMBOL (□) DOES NOT REQUIRE INSPECTION. IT MAY BE CONTROLLED ON THE INDIVIDUAL COMPONENT DRAWING.	TOTAL NO OF INSPECTIONS REQUIRED	10
	LAST NO. USED	7

MISSING SYMBOLS
NO MISSING SYMBOL NUMBER

DWG STATUS DATE	STG	REV	N/P	CHG	ZONE	REVISION HISTORY	AUTH	DR	KP/01	KP/02
14AUG2	R	01	-	-	-	15423525 - RELEASED	229708	RH	RH	JH
14AUG2	R	02	-	-	-	12033872 - WAS SEPARATE DWG AND 18.55 WAS 18.6	229711	RH	RH	JH
11APR3	R	03	-	-	-	ALL PARTS -ADDED INJECTION MOLD PULL-OUT RIBS	239764	RCH	RCH	JH
12JL06	R	04	-	-	-	15423525 - MAT'L SPEC WAS M35920D2	282461	CCV	AUB	JDS
30MO06	R	05	-	-	-	12033872 - MAT'L SPEC WAS M35920D2	287441	BLO	MP	MG1

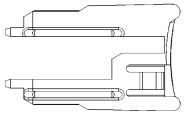

TYPE 102
SAME AS TYPE 101
EXCEPT AS SHOWN

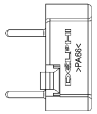

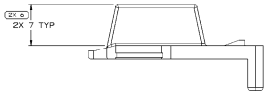

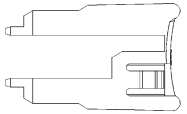

OPTIONAL CONSTRUCTION

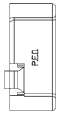

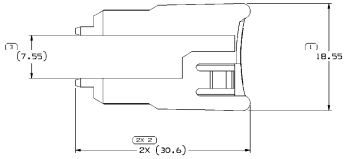

TYPE 101

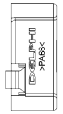

(7) INJECTION MOLD PULL-OUT RIBS TO BE LOCATED ANYWHERE ALONG THIS SURFACE (BOTH SIDES OF PART).

NOTES

1. UNLESS OTHERWISE SPECIFIED AND/OR INDICATED:

   DIMENSIONS ARE TO FACE OF VIEW SHOWN AND AUTOMATICALLY ROUNDED BY COMPUTER FOR INSPECTION (SEE MATH MODEL FOR PRECISE DIMENSIONS). FOR ALL OTHER DIMENSIONS NOT SHOWN BUT REQUIRED FOR TOOL BUILD, SEE MATH MODEL FOR PRECISE TOOL PATH DATA.

2. MATERIAL RECYCLING CODE PER ISO 11469. (1)X(0.1) RAISED CHARACTERS AS SHOWN TO BE LOCATED ON ANY EXTERIOR SURFACE. OPTIONAL CONSTRUCTION TO BE NO MATERIAL RECYCLING CODE.
3. THIS PART IS NOT CONTROLLED FOR AUTOMATIC FEEDING.
4. (1)X(0.1) RAISED DELPHI CORPORATE BRAND TO BE LOCATED ON ANY EXTERIOR SURFACE, PREFERABLY VISIBLE AT FINAL ASSEMBLY. OPTIONAL CONSTRUCTION TO BE "PED" OR NO LOGO.

PART NO	STG	REV	N/P	STATUS	MATERIAL SPECIFICATION AND COLOR	TYPE	MATING CONNECTOR	VOL CM³
15423525	R	02			M35920D24 PA66 HS IM CRM	102	15423524	1.119
12033872	R	11	-		M35920D24 PA66 HS IM CRM	101	12033871 & 12034003	0.873

(4) PROCESS SENSITIVE DIMENSION

DIMENSIONS MARKED TO 1 INDICATE MATERIAL CONDITIONS AND BE TOLERANCED ACCORDING TO

DIMENSION RANGE															
FROM	> 0	> 3	> 6	> 30	> 50	> 80	> 120	> 150	> 250	> 350	> 500				
TO	3	6	30	50	80	120	150	250	350	500	1000				
TOLERANCE (INCLUDE EXTERIOR SURFACE)															
	±0.15	±0.2	±0.3	±0.4	±0.5	±0.6	±0.8	±1	±1.2						
ANGULAR TOLERANCE ±2°															

DWG TYPE	PART DRAWING
STYLE	
VOLUME CM³	SEE CHART
SYSTEM SIZE	D

UNLESS OTHERWISE SPECIFIED

THIRD ANGLE PROJECTION

DO NOT SCALE

USE MATH DATA

REFERENCE

DELPHI

DELPHI PACKARD ELECTRIC SYSTEMS
WARREN, OH

		DATE
DR		
KP/01	R. HERMOSILLO	14AUG2
KP/02	R. HERMOSILLO	22AUG2
KP/03	J. HORIUCHI	23AUG2
KP/04		
KP/05		

SUBSTRATES OF CONCERN AND RECYCLED CONTENT PER DELPHI (GH4900)

MATERIAL
SEE CHART

DRAWING NAME
TAXI LOCK SECONDARY TPA M/P

DRAWING NUMBER
15443903

SIZE	SCALE	TOTAL SHEETS	SHEET NO	STG	REV	N/P
A0	4:1	1 OF 1	1 OF 1	R	05	-