SYMBOL DEFINITION			MISSING SYMBOLS
A DIMENSION WITHOUT AN INSPECTION REPORT SYMBOL ( ) DOES NOT REQUIRE INSPECTION. IT MAY BE CONTROLLED ON THE INDIVIDUAL COMPONENT DRAWING.	TOTAL NO OF INSPECTIONS REQUIRED	26	NO MISSING SYMBOL NUMBER
	LAST NO. USED	19	

DWG STATUS DATE	STS	REV	N/P	CHG	ZONE	REVISION HISTORY	AUTH	DR	APVD 1	APVD 2
19MY05	R	01	-	-		15466335 - WAS SEPARATE DWG; 2X 35.92 WAS 32, 23.37 WAS 19.5, 3.55 WAS 3.5, 36.14 WAS 36.21 AND REVISED EXTENSION LINES OF DIM 6. 13529700 & 13529701 - RELEASED	268062	AMG	AMG	JPC
03MR06	R	02	-	-		ALL PARTS - REVISED TERMINAL CAVITIES UPDATED DIMENSIONS AND NOTES	277148	MM	MM	SAN
19JL06	R	03	-	-		ALL PARTS - UPDATED TOL'S 2 PLCS. ADDED 4X R 0.4 TYP, CORRECTED DRAFT AND PARTING LINES 4 PLACES	282369	MM	MM	SAN
09OC06	R	04	-	-		ALL PARTS - ADDED MATING FORCE NOTE	283624	MAC	MAC	SAN

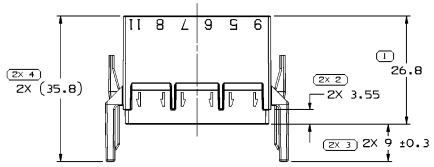

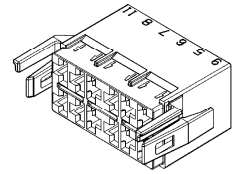

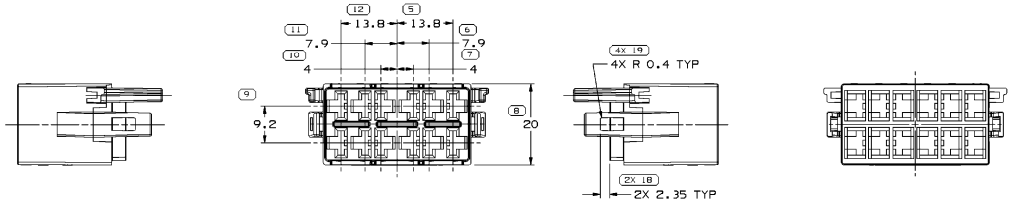

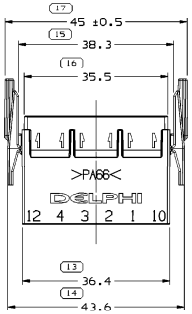

NOTES

1. UNLESS OTHERWISE SPECIFIED AND/OR INDICATED:

   DIMENSIONS ARE TO FACE OF VIEW SHOWN AND AUTOMATICALLY ROUNDED BY COMPUTER FOR INSPECTION (SEE MATH MODEL FOR PRECISE DIMENSIONS). FOR ALL OTHER DIMENSIONS NOT SHOWN BUT REQUIRED FOR TOOL BUILD, SEE MATH MODEL FOR PRECISE TOOL PATH DATA.

2. MATERIAL RECYCLING CODE PER ISO 11469. (2.3)X(0.1) CHARACTERS AS SHOWN TO BE LOCATED ON ANY EXTERIOR SURFACE.

3. SEALING CODE 0 - UNSEALED

4. MATING COMPONENTS OR EQUIVALENT: CARLING SWITCHES TERMINAL: 12015828

5. (2.3)X(0.1) DELPHI CORPORATE BRAND TO BE LOCATED ON ANY EXTERIOR SURFACE, PREFERABLY VISIBLE AT FINAL ASSEMBLY. OPTIONAL CONSTRUCTION FOR EXISTING TOOLING MAY BE "PED".

6. ALL CONNECTORS EXCEED 135N MATING FORCE.

PART NO	REV	N/P	STATUS	MATERIAL SPECIFICATION AND COLOR	VOLUME CM³
13529701	02	AB		M3592006 PA66 HS IM YEL	9.821
13529700	02	AB		M3592011 PA66 HS IM WHT	9.821
15466335	04	AB		M3592001 PA66 HS IM BLK	9.821

(13) PROCESS SENSITIVE DIMENSION

DIMENSIONS ENCLOSED IN ( ) INDICATE REFERENCE DIMENSIONS AND NO TOLERANCE LIMITS ARE ESTABLISHED

DIMENSIONAL RANGE (MM) FROM TO	>0 20	>20 30	>30 70	>70 100	>100 150	>150 200	>200 250	>250 300	>300 400	CHART E1
TOLERANCE UNLESS OTHERWISE SPECIFIED	±0.15	±0.2	±0.3	±0.4	±0.5	±0.6	±0.8	±1	±1.2	
ANGULAR TOLERANCE ±2°										

REFERENCE

ALL DIMENSIONS ARE IN MILLIMETERS

THIRD ANGLE PROJECTION

DO NOT SCALE

USE MATH DATA

DWG TYPE: PART DRAWING

STYLE

VOLUME (CM³): SEE CHART

DISTR CODE

UNLESS OTHERWISE SPECIFIED

THIS DOCUMENT IS IN ACCORDANCE WITH ASME Y14.5M-1994 AS AMENDED BY THE DM GLOBAL DIMENSIONING AND TOLERANCING ADDENDUM - 1997. ALL GEOMETRIC TOLERANCES AND RELATED DATUMS APPLY RFS. RULE #1(PERFECT FORM AT MMC) DOES NOT APPLY WHEN RELATIONSHIP BETWEEN FEATURES IS ESTABLISHED BY ORIENTATION OR LOCATION TOLERANCES. SEPARATE POSITION CALLOUTS MAY BE GRADED SEPARATELY. REDUNDLESS OF DATUM REFERENCE.

DELPHI

DELPHI PACKARD ELECTRIC SYSTEMS
WARREN, OH

		DATE
DR		
APVD1	ANDRES MENDEZ	19MY05
APVD2	ANDRES MENDEZ	20MY05
APVD3	JAMES P. CYKON	23MY05
APVD4		
APVD5		

SUBSTANCES OF CONCERN AND RECYCLED CONTENT PER DELPHI [094900]

MATERIAL: SEE CHART

DRAWING NAME: TAXI CONN F M/P 4B0

DRAWING NUMBER: 13529702

SIZE	SCALE	FRAME NO	SHEET NO	STS	REV	N/P
A1	2:1	1 OF 1	1 OF 1	R	04	-

User: 152241
Jobnum: 1353701: 1050 SOT Date: 1 Oct 24 Time: 20:23
Wksspace: