SYMBOL DEFINITION		
A DIMENSION WITHOUT AN INSPECTION REPORT SYMBOL ( ) DOES NOT REQUIRE INSPECTION. IT MAY BE CONTROLLED ON THE INDIVIDUAL COMPONENT DRAWING.	TOTAL NO OF INSPECTIONS REQUIRED	16
	LAST NO. USED	15

MISSING SYMBOLS: NO MISSING SYMBOL NUMBER

DWG STATUS DATE	STG	REV	N/P	CHG	ZONE	REVISION HISTORY	AUTH	DR	APVD 1	APVD 2
14FE02	R	001	-	-		ALL PARTS - CREATED PD	219918	RH	RH	GMC
14FE02	R	002	-	-		ALL PARTS - REVISED LO80S	221057	RH	RH	GMC
08MY06	R	03	-	-		ALL ACTIVE PARTS - UPDATED PDM ATTRIBUTES	279907	JPH	JAA	WTM

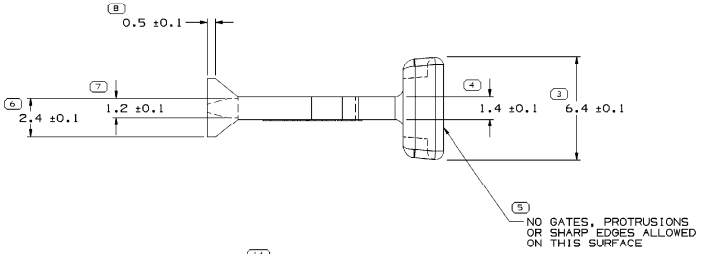

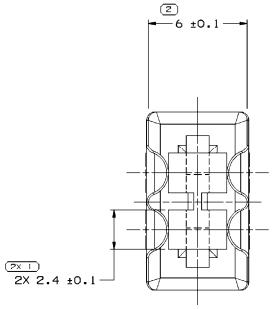

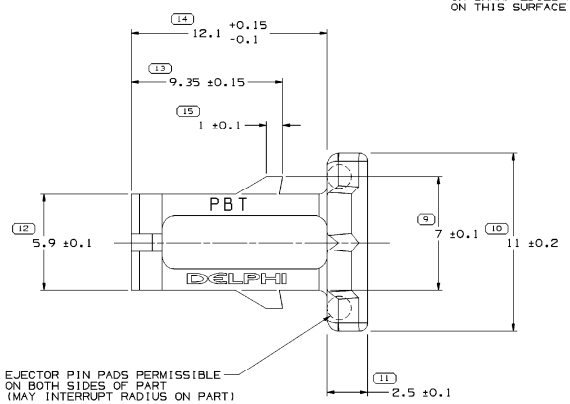

NOTES

1. UNLESS OTHERWISE SPECIFIED AND/OR INDICATED:
   DIMENSIONS ARE TO FACE OF VIEW SHOWN AND AUTOMATICALLY ROUNDED BY COMPUTER FOR INSPECTION (SEE MATH MODEL FOR PRECISE DIMENSIONS). FOR ALL OTHER DIMENSIONS NOT SHOWN BUT REQUIRED FOR TOOL BUILD, SEE MATH MODEL FOR PRECISE TOOL PATH DATA.
2. MATERIAL RECYCLING CODE PER ISO 11469. (2.3)X(0.1) RAISED CHARACTERS AS SHOWN TO BE LOCATED ON ANY EXTERIOR SURFACE. OPTIONAL CONSTRUCTION TO BE NO MATERIAL RECYCLING CODE.
3. THIS PART IS NOT CONTROLLED FOR AUTOMATIC FEEDING.
4. MATING COMPONENTS OR EQUIVALENT:
   CONNECTOR 12047786
5. (2.3)X(0.1) RAISED DELPHI CORPORATE BRAND TO BE LOCATED ON ANY EXTERIOR SURFACE, PREFERABLY VISIBLE AT FINAL ASSEMBLY. OPTIONAL CONSTRUCTION TO BE "PED" OR NO LOGO.
6. THIS PART IS SYMMETRICAL ABOUT CENTERLINE.

PART NO	REV	N/P	STATUS	MATERIAL SPECIFICATION AND COLOR	VOL CM³
12162176	A	-	OBSOLETE	R0071784 PA66 HS IM-GRA MD	0.222
12047787	05	AA		M4695008 PBT-BLU	0.222

(10) PROCESS SENSITIVE DIMENSION

DIMENSIONS ENCLOSED IN ( ) INDICATE REFERENCE DIMENSIONS AND NO TOLERANCE LIMITS ARE ESTABLISHED

DIMENSIONAL RANGE (MM) FROM	>0	>20	>30	>70	>100	>150	>200	>250	>300	CHART E1
TO	20	30	70	100	150	200	250	300	400	
TOLERANCE UNLESS OTHERWISE SPECIFIED	±0.15	±0.2	±0.3	±0.4	±0.5	±0.6	±0.8	±1	±1.2	

ANGULAR TOLERANCE ±2°

THIRD ANGLE PROJECTION

DO NOT SCALE — USE MATH DATA

UGS NX UNIGRAPHICS

DWG TYPE: PART DRAWING

STYLE:

VOLUME (CM³): SEE CHART

DISTR CODE:

UNLESS OTHERWISE SPECIFIED

THIS DOCUMENT IS IN ACCORDANCE WITH ASME Y14.5M-1994 AS AMENDED BY THE GM GLOBAL DIMENSIONING AND TOLERANCING HANDBOOK - 1997. ALL GEOMETRIC TOLERANCES AND RELATED DATUMS APPLY TO THE PERFECT FORM AT MMC UNLESS NOTED. WHEN REFERENCE DIMENSIONS ARE USED, THEY ARE NOT TO BE USED FOR CALCULATIONS. SEPARATE POSITION CALLOUTS MAY BE GRAPED SEPARATELY, REGARDLESS OF DATUM REFERENCE.
ALL DIMENSIONS ARE IN MILLIMETERS

REFERENCE:

DELPHI

DELPHI PACKARD ELECTRIC SYSTEMS
WARREN, OH

		DATE
DR		
APVD1	R. HERMOSILLO	14FE02
APVD2	R. HERMOSILLO	14FE02
APVD3	G. MACIAS	18FE02
APVD4		
APVD5		

SUBSTANCES OF CONCERN AND RECYCLED CONTENT PER DELPHI 10949001

MATERIAL: SEE CHART

DRAWING NAME: TAXI LOCK SECONDARY TPA M/P

DRAWING NUMBER: 12162177

SIZE	SCALE	FRAME NO	SHEET NO	STG	REV	N/P
A1	8:1	1 OF 1	1 OF 1	R	03	-

User: [illegible] Date: [illegible] Kessler