SYMBOL DEFINITION		
A DIMENSION WITHOUT AN INSPECTION REPORT SYMBOL [ ] DOES NOT REQUIRE INSPECTION. IT MAY BE CONTROLLED ON THE INDIVIDUAL COMPONENT DRAWING.	TOTAL NO OF INSPECTIONS REQUIRED	2
	LAST NO. USED	2

MISSING SYMBOLS
NO MISSING SYMBOL NUMBER

DWG STATUS DATE	STS	REC	N/P	CHG	ZONE	REVISION HISTORY	AUTH	DR	APVD	APVD 1	APVD 2
09JA96	R	-	-	-		ALL PARTS - REDRAWN WITH NO PHYSICAL CHANGE	174977	EMB	AUD		
27JA97	R	-	-	-		ALL ACTIVE PARTS - ADDED 6.4 - 2 PLCS - REV LEVELS ADVANCED	179664	JCS	PPO		
27JA97	R	-	-	-		ALL ACTIVE PARTS - ADDED NOTE #7 - NO REV UPDATE REQUIRED	179680	JCS	PPO		
23MR96	R	14	-	-		ALL ACTIVE PARTS - REDRAWN	276652	EES	EES	BG	
29SE10	R	15	-	-		13845800 - RELEASED AND ADDED ADHESIVE NOTE	412132	JTZ	JTZ	BGM	

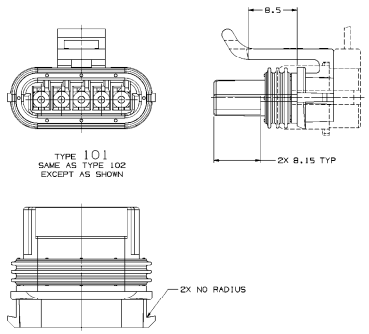

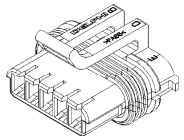

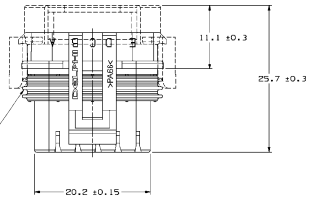

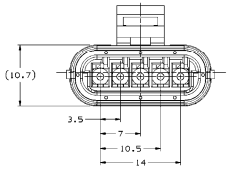

TYPE 102

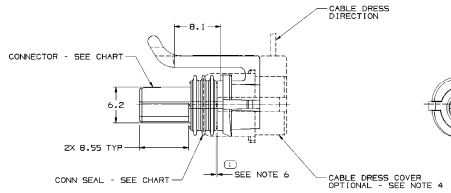

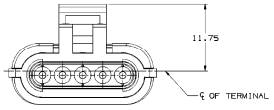

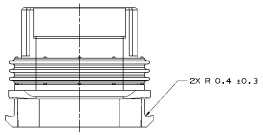

NOTES

1. UNLESS OTHERWISE SPECIFIED AND/OR INDICATED:

   DIMENSIONS ARE TO FACE OF VIEW SHOWN AND AUTOMATICALLY ROUNDED BY COMPUTER FOR INSPECTION (SEE MATH MODEL FOR PRECISE DIMENSIONS). FOR ALL OTHER DIMENSIONS NOT SHOWN BUT REQUIRED FOR TOOL BUILD, SEE MATH MODEL FOR PRECISE TOOL PATH DATA.

2. DESIGN WILL PASS SALT FOG AND IMMERSION TEST AFTER CONDITIONING AS SPECIFIED IN ESA 710 WHEN MATED TO MATING PART OR EQUIVALENT.

3. WHEN PARTS ARE SHIPPED THEY MUST BE PACKED IN PLASTIC BAGS OR SHIPPING CONTAINERS MUST BE LINED WITH PLASTIC LINERS. BAGS OR LINERS MUST BE SEALED TO AVOID ENTRY OF FOREIGN MATTER.

4. ASSEMBLY TO ACCEPT OPTIONAL 90 DEGREE CABLE DRESS CAP - 12110794 - TO BE ASSEMBLED AFTER LEAD INSERTION.

5. GAP BETWEEN CONNECTOR SEAL AND CONNECTOR BODY IS PERMISSIBLE AS LONG AS THE INNER RIB OF SEAL IS SEATED IN THE GROOVE OF THE CONNECTOR.

6. FOR PART NUMBER WITH ADHESIVE, USE M3510001 OR ADHESIVE APPROVED BY MATERIALS ENGINEERING TO GLUE CONNECTOR SEAL TO CONNECTOR.

7. THIS PRODUCT IS NOT CATEGORIZED AS AN APPEARANCE ITEM. MINOR IMPERFECTIONS INCLUDING, BUT NOT LIMITED TO, FLOW MARKS, COLOR BLEMISHES, GATE VESTIGE, AND SOFT FLASH THAT DO NOT AFFECT THE FIT, FORM, OR FUNCTION OF THE PART ARE PERMISSIBLE PER DPNP-4.7-CS-01.

8. FOR APPLICATION DATA SEE THE INDIVIDUAL APPLICATION DRAWINGS.

PART NO WITH ADHESIVE	REV	N/P	STATUS	PART NO	REV	N/P	STATUS	CABLE SEAL	CABLE RANGE	CONNECTOR	TYPE	TYPICAL TERMINAL	CONNECTOR SEAL
-	-	-	-	12186140	B1	-	-	12129276	1.67 - 2.12	12186138	102	12124076	12146517
-	-	-	-	12186139	B1	-	-	12110792	1.42 - 1.68	12186138	102	12124076	12146517
13845800	01	-	-	12186057	C1	-	-	12129276	1.67 - 2.12	12186055	102	12124076	12146517
-	-	-	-	12186056	C1	-	-	12110792	1.42 - 1.68	12186055	102	12124076	12146517
-	-	-	-	12162112	B	-	OBSOLETE	12129276	1.67 - 2.12	12162097	101	12124076	12146517
-	-	-	-	12162101	B	-	OBSOLETE	12110792	1.42 - 1.68	12162097	101	12124076	12146517
-	-	-	-	12124849	A	-	OBSOLETE	12110792	1.42 - 1.68	12124629	101	12124076	12146517
-	-	-	-	12124825	A	-	OBSOLETE	12129276	1.67 - 2.12	12124629	101	12124076	12146517
-	-	-	-	12124644	A	-	OBSOLETE	12129276	1.67 - 2.12	12124629	101	12124076	12110793
-	-	-	-	12124636	A	-	OBSOLETE	12110792	1.42 - 1.68	12124629	101	12124076	12110793

DWG TYPE: PART DRAWING
STYLE
VOLUME (CM³) | SHRINK CONS.

UNLESS OTHERWISE SPECIFIED
THIS DOCUMENT IS IN ACCORDANCE WITH ASME Y14.5M-1994 UNLESS OTHERWISE SPECIFIED. DIMENSIONS ARE TO BE CALCULATED MINIMUM VALUES. DIMENSIONS PLACED IN PARENTHESIS ARE REFERENCE ONLY. BY SHRINK DEPARTMENT PROVIDED BY SYSTEM REFERENCE.

ALL DIMENSIONS ARE IN MILLIMETERS

(N/A) PROCESS INSPECTION STANDARDS
STANDARDS DELEGATED TO J.I. INSPECTOR
DIMENSIONS ARE TO BE CHECKED AS "CLEARANCE LIMITS OR DETAIL PARTS"

| ATMOSPHERICAL PRESSURE (MBAR) | | |