	X_1 ±0,1	R_1 ±0,1	K ±0,05	L_{ges}	L_7	L_6	L_5	L_4	L_3	L_2	L_1	D_2	D_1	R_2 ±0,1	R_1 ±0,1	H_2 ±0,2	H_1 ±0,2	B_2 ±0,2	B_1 ±0,2	MAT'SIZE BANDABMESSUNG	SURFACE OBERFLAECHE	MATERIAL WERKSTOFF	CROSS SECTION QUERSCH.	CABLE TYPE LEITUNGSTYP ②	VERSION AUSFUEHR.	SEAL (WIRE TYP:FLRY) DICHTUNG (LTG.-TYP:FLRY)	POS.	SINGLE / EINZELTEIL P/N	PART REV.	ASSEMBLY / ZUSAMMENBAU P/N	PART REV. ②
SERRATIONS / RILLENPRAEGUNG ②	0.8	0.8	0.5	.	.	.	.	.	6.3	1.6	2.5	.	.	1.9	0.7	4.4	1.9	4.85	1.9	0.32	ISn	CuNiSi	0.22-0.35	FLRY / ISO 6722-1 (ONLY CU-WIRES/ NUR CU-LITZEN)	SEALED	15339967 (0,35)	2	15446669	002	15446673	001
																				0.2	-	XIOCrNi1888					1	15446667	001		
	0.8	0.8	0.5	.	.	.	.	.	6.3	1.6	3	.	.	1.95	0.9	4.8	2.7	5.25	2.5	0.32	ISn	CuNiSi	0.5-1.0		SEALED	15339967	2	15446670	002	15446674	001
																				0.2	-	XIOCrNi1888					1	15446667	001		
	0.8	0.8	0.5	.	.	.	.	.	6.8	1.6	3.5	.	.	2.05	1.2	4.8	3.8	5.45	3.6	0.32	ISn	CuNiSi	1.5-2.5		SEALED	15339838	2	15446671	002	15446675	001
																				0.2	-	XIOCrNi1888					1	15446667	001		
	0.8	0.8	0.5	.	.	.	.	.	6.8	1.6	3.5	.	.	2.05	1.5	4.9	5.25	5.45	4.8	0.32	ISn	CuNiSi	3.0-4.0		SEALED	15324980 (SAC)	2	35385162	001	35385163 (SAC)	001
																				0.2	-	XIOCrNi1888					1	15446667	001		
	0.8	0.8	0.5	.	.	.	.	.	6.3	1.6	2.5	.	.	1.9	0.7	4.4	1.9	4.85	1.9	0.32	sel.Ag △1 ②2	CuNiSi	0.22-0.35		SEALED	15339967 (0,35)	2	13799634	002	13799598	001
																				0.2	-	XIOCrNi1888					1	15446667	001		
	0.8	0.8	0.5	.	.	.	.	.	6.3	1.6	3	.	.	1.95	0.9	4.8	2.7	5.25	2.5	0.32	sel.Ag △1 ②2	CuNiSi	0.5-1.0		SEALED	15339967	2	13799635	002	13799600	001
																				0.2	-	XIOCrNi1888					1	15446667	001		
⚠7	0.8	0.8	0.5	.	.	.	.	.	6.8	1.6	3.5	.	.	2.05	1.2	4.8	3.8	5.45	3.6	0.32	sel.Ag △1 ②2	CuNiSi	1.5-2.5		SEALED	15339838	2	13799636	002	13799602	001
																				0.2	-	XIOCrNi1888					1	15446667	001		
	0.8	0.8	0.5	.	.	.	.	.	6.8	1.6	3.5	.	.	2.05	1.5	4.9	5.25	5.45	4.8	0.32	sel.Ag △1 ②2	CuNiSi	3.0-4.0		SEALED	15324980 (SAC)	2	35222212	001	35222213 ③	001
																				0.2	-	XIOCrNi1888					1	15446667	001		
	0.8	.	0.55	.	.	.	.	.	6.3	1.6	2.5	.	.	1.9	0.7	4.4	1.9	4.85	1.9	0.32	sel.Au △1 ②2	CuNiSi	0.22-0.35		SEALED	15339967 (0,35)	2	35281530	002	35281695 ③	001
																				0.2	-	XIOCrNi1888					1	15446667	001		
	0.8	.	0.55	.	.	.	.	.	6.3	1.6	3	.	.	1.95	0.9	4.8	2.7	5.25	2.5	0.32	sel.Au △1 ②2	CuNiSi	0.5-1.0		SEALED	15339967	2	35281531	002	35281696 ③	001
																				0.2	-	XIOCrNi1888					1	15446667	001		
	0.8	.	0.55	.	.	.	.	.	6.8	1.6	3.5	.	.	2.05	1.2	4.8	3.8	5.45	3.6	0.32	sel.Au △1 ②2	CuNiSi	1.5-2.5		SEALED	15339838	2	35281532	002	352816 97 ③	001
																				0.2	-	XIOCrNi1888					1	15446667	001		
KNURLS / WAFFELPRAEGUNG	0.8	0.8	0.5	.	.	.	.	.	6.8	1.6	3.5	.	.	2.05	1.2	4.8	3.8	5.45	3.6	0.32	ISn ②	CuNiSi	(ALU) 2.5	FLALRY / ISO 6722-2 DRAFT (ONLY AL-WIRES/ NUR ALU-LITZEN)	SEALED	15339838	2	13981889	001	13981890 ②	001
																				0.2	-	XIOCrNi1888					1	15446667	001		

DWG STATUS DATE	STG	REV	N/P	CHG	ZONE	REVISION HISTORY	AUTH	DR	APVD 1	APVD 2
10JA11		01				INITIAL RELEASE / ERSTFREIGABE		K.WIR	R.GUT	SYS
240C12		02	AA		L4	PART-NR. 13981890 ADDED PART-NR. 13981890 HINZU				
			AB		B11	PLATING INFORMATION REVISED INFO OBERFLAECHENBESCHICHTUNG GEAENDERT				
			AC		A11	REVISION INDEX ADDED REVISIONSSTAND HINZU				
			AD		B11	PLATING INDEX ADDED BESCHICHTUNGSKENNZEICHNUNG HINZU				
			AE		A11	PRODUCTION WEEK ADDED PRODUKTIONSWOCHE HINZU				
			AF		A10	NOTE "WIRE SIZE RANGE ..." ADDED BEMERKUNG "DRAHTGROESSENBEREICH ..." HINZU				
			AG		M6	COLUMN CABLE TYPE ADDED SPALTE LEITUNGSTYP HINZU				
		R	AH		M11	COLUMN KNURLS / SERRATIONS ADDED SPALTE WAFFEL / RILLENPRAEGUNG HINZU		K.WIR	R.GUT	SYS
15JA13			AI		M3	PART-REV. CORRECTED PART-REV. KORRIGIERT		K.WIR	R.GUT	SYS
26JL13			AJ		F12	MASS 0,15+/-0,15 HINZU/DIM 0,15+/-0,15 ADDED				
			AK		D12	MASS 1,5 MIN MAX 1,5 -0,2 DIM 1,5 MIN MAS 1,5 -0,2				
			AL		D13	MASS 0,55 +/-0,1 ENTFERNT DIM 0,55 +/-0,1 DELETED				
			AM		G8	MASS 0,3+0,2 ENTFERNT DIM 0,3+0,2 DELETED				
		R	AN		G8	MASS R2 ENTFERNT DIM R2 DELETED		K.WIR	R.GUT	SYS
070C13			A0		K7	SURFACE FOR 13981890 CORRECTED OBERFLAECHE FUER 13981890 KORREGIERT		K.WIR	R.GUT	SYS
30MY18	U	03			L3	DPN 35222213 ADDED / HINZU		PHIL	R.GUT	SYS
30JA19	R	03	AA		E13	MEASURING POINT (MP) 1,4 ADDED MESSPUNKT (MP) 1,4 HINZU		T.KAL	R.GUT	SYS
19MA19	R	03	AB		L4	APN 35281695 / 35281696 / 35281697 ADDED/HINZU		T.KAL	R.GUT	SYS
28N019	R	03	AC		L4 L5	APN 35385163 ADDED / HINZU APN 35222213 SET ACTIVE / VERFUEGBAR SMS 15324980 ADDED / HINZU		J.PHIL	W.POR	SYS
130C20	R	03	AD		M11/ G10/ E14	APN 35281695 / 35281696 / 35281697 SET ACTIVE / VERFUEGBAR DIM K ADDED / MASS K HINZU DIM R3 INTO TABLE / IN TABELLE HINZU		T.KAL	W.POR	SYS

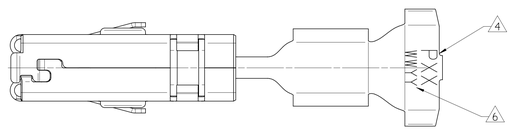

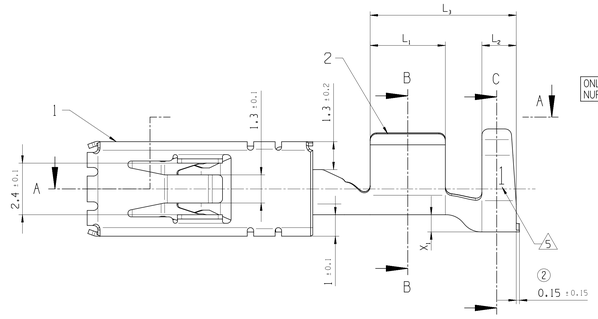

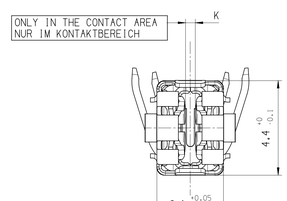

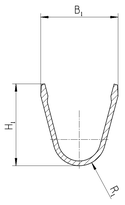

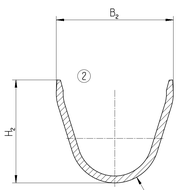

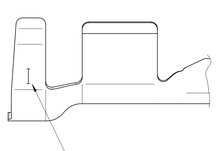

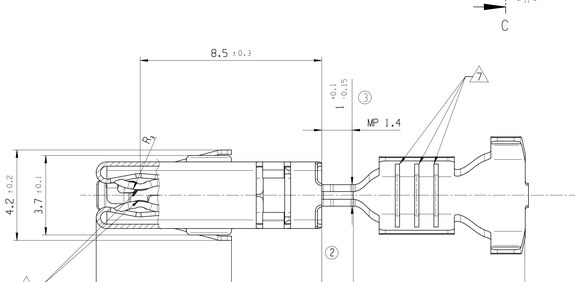

COMMENTS / BEMERKUNGEN :

CRIMP TOOLING ACC. DELPHI PROCESSING SPEZIFICATION
CRIMP WERKZEUGE GEMAESS DELPHI VERARBEITUNGSSPEZIFIKATION

TO BE USED ON TAB 2.8 +0.3 -0.1 × 0.8 ±0.03
GEEIGNET FUER FLACHSTECKER 2.8 +0.3 -0.1 × 0.8 ±0.03

DEAD END PLUG DELPHI NO. 12337197 (COLOUR WHITE)
BLINDSTOPFEN DELPHI NR. 12337197 (FARBE WEISS)

△1 FOR VERSION sel.Ag IN THE CONTACTAREA (INSIDE):
MIN 2,0µm Ag OVER MIN 1,0µm Ni
FUER VARIANTE sel.Ag IM KONTAKTIERUNGSBEREICH (INNEN):
MIN 2,0µm Ag UEBER MIN 1,0µm Ni

FOR VERSION sel.Au IN THE CONTACTAREA (INSIDE):
MIN 1,0µm Au OVER MIN 1,0µm Ni
FUER VARIANTE sel.Au IM KONTAKTIERUNGSBEREICH (INNEN):
MIN 1,0µm Au UEBER MIN 1,0µm Ni

② △2 THIS AREA (MIN. 2mm) SELECTIVE Ag
DIESER BEREICH (MIN. 2mm) SELEKTIV Ag
THIS AREA (MIN. 2mm) SELECTIVE Au
DIESER BEREICH (MIN. 2mm) SELEKTIV Au

② △3 PLATINGINDEX (ISn : I ; Ag : II ; Au : III)
BESCHICHTUNGSKENNZEICHNUNG (ISn : I ; Ag : II ; Au : III)

△4 COMPANY LABEL
HERSTELLERKENNZEICHNUNG

② △5 REVISION INDEX
REVISIONSSTAND

② △6 INDEX FOR PRODUCTIONWEEK AND YEAR
KENNZEICHNUNG HERSTELLUNGSWOCHE UND JAHR

② △7 WIRE SIZE RANGE 0,22-0,35mm ONLY 2 SERRATIONS
DRAHTGROESSENBEREICH 0,22-0,35mm NUR 2 RILLENPRAEGUNGEN

DIRECTION OF TERMINAL WINDING ON REEL
LIEFERZUSTAND DER SPULE

KEY PRODUCT CHARACTERISTICS			
SAFETY/COMPLIANCE	FIT/FUNCTION	TOTAL ON DRAWING	0
S/C CHECKPOINTS	F/F CHECKPOINTS	LAST NO. USED	0

NO & TYPE	DESCRIPTION	RATIONALE	PTS	ZONE

DIM TO CHECK / PRUEFMASSE
DIM FOR HELP / HILFSMASSE
THEORETIC DIM / THEORE. MASSE

LINE DRAWN THROUGH A PART NUMBER INDICATES THAT PHYSICAL PARTS ARE NOT AVAILABLE FOR ORDERING.

PART NUMBERS THAT DO NOT HAVE A LINE PRESENT INDICATE THAT PHYSICAL PARTS ARE AVAILABLE FOR ORDERING.

CONTACT APTIV SALES TO ASSURE AVAILABILITY OF PARTS.

MIT EINER LINE DURCHGESTRICHENE PART-NR GEKENNZEICHNET, DASS DIESE PART-NR NICHT BESTELLT WERDEN KANN

PART-NR OHNE LINE ZEIGEN, KENNZEICHNEN, DAS TEILE ZUR BESTELLUNG VERFUEGBAR SIND

FUER VERFUEGBARKEIT DER PARTS DEN EINKAUF VON APTIV KONTAKTIEREN

DIMENSIONAL RANGE (MM)	CHART C
FROM 0 TO 12	>12
TOLERANCE UNLESS OTHERWISE SPECIFIED	
±0.1	±0.2
ANGULAR TOLERANCE ±2°	

DWG TYP
CUSTOMER PART DRAWING
WEIGHT (GR)
VOLUME (CM³)
ROUTING
DISTR CODE D

UNLESS OTHERWISE SPECIFIED
GENERAL TOLERANCES ACCORDING TO:
GD&T ACCORDING TO:
REFERENCE

FIRST ANGLE PROJECTION

DO NOT SCALE
USE MATH DATA
NX

SCALE/MASSSTAB
5:1

•APTIV•

CONNECTION SYSTEMS
D-42119 WUPPERTAL

COPYRIGHT 2002 APTIV. ALL RIGHTS RESERVED.

THIS DRAWING IS THE PROPERTY OF APTIV AND CONTAINS APTIV CONFIDENTIAL INFORMATION. THE REPRODUCTION, DISTRIBUTION AND UTILIZATION OF THIS DOCUMENT OR ITS RELATED CAD MATH DATA, AS WELL AS COMMUNICATION OF ANY CONTENT TO OTHERS, WITHOUT EXPRESS AUTHORIZATION, IS PROHIBITED.

DIESE ZEICHNUNG IST EIGENTUM DER FIRMA APTIV UND ENTHAELT APTIV VERTRAULICHE INFORMATIONEN. DIE REPRODUKTION, VERTEILUNG UND NUTZUNG DIESES DOKUMENTES ODER DEREN ZUGEHOERIGEN CAD DATEN, ODER AUCH ALS KOMMUNIKATION VON BELIEBIGEN INHALT ZU ANDEREN, IST OHNE BERECHTIGUNGSPRUEFUNG DURCH DIE APTIV UNZULAESSIG

	DATE
DR K.WIR.	12DE02
APVD1 E.CVA.	12DE02
APVD2 R.WIS.	12DE02
APVD3	
APVD4	
APVD5	

SUBSTANCES OF CONCERN AND RECYCLED CONTENT PER APTIV 1094900 / POTENTIELL GEFAEHRLICHE STOFFE UND REZYKLATANTEIL GEMAESS APTIV 1094900

MATERIAL
SEE CHART / SHIEHE TAB.

DRAWING NAME
CTS 2,8MM
ASSEMBLY (SEALED)

CTS 2,8MM
ZUSAMMENBAU (GEDICHTET)

DRAWING NUMBER
15446676

SIZE	SCALE	FRAME NO	SHEET NO	STG	REV	N/P
A0	10:1	1 OF 1	1 OF 1	R	03	AD

CONTROLLED DOCUMENTS ARE ONLY AVAILABLE ON THE SERVER

Time: 11:39:28
Date: 13-Oct-20
Usert: RSEIFO
Part: 15446676;CTS2,8;CAD_
Sheet: 1;15446676;CTS2,8;CAD_