SYMBOL DEFINITION		
A DIMENSION WITHOUT AN INSPECTION REPORT SYMBOL ( ) DOES NOT REQUIRE INSPECTION. IT MAY BE CONTROLLED ON THE INDIVIDUAL COMPONENT DRAWING.	TOTAL NO OF INSPECTIONS REQUIRED	78
	LAST NO. USED	251

MISSING SYMBOLS
5 9-10 13 16-17 25-217 219-221 223-234 237-241 244-250

DWG STATUS DATE	STS	REC	N/P	DB	ZONE	REVISION HISTORY	AUTH	DR	APVD 1	APVD 2
23NOV09	R	01	-	-		13673598 - WAS ON TAXI PART DRAWING 13673598 SHT 1; 13673743 - ADDED TO TAXI	409516	DOL	DOL	RCH
27MY10	R	02	-	-		ALL PARTS - REVISED DIMENSIONING	410758	ESC	ESC	RCH
12AU10	R	02	AA	-		ALL PARTS - DIM 2.04 WAS 2.5, ADDED MB-NUMBER COLUMN ON CHART, DRAFT NOTES 12 PLCS1, 4C1 & PSD NOTES, CORRECTED SC1 INSERT SYMBOL & ZONE, CLARIFIED MB-NUMBER NOTE AND UPDATED VOLUME	411435	ESC	ESC	RCH
09MR11	R	03	-	-		ALL PARTS - REVISED MATH MODEL	413523	MRS	MRS	RCH
14APR11	R	04	-	-		13850160-01 - RELEASED; 13673743 - REVISED GRAPHICS	413876	JER	JAA	RCH
10MY11	R	05	-	-		13673598 - UPDATED PDM ATTRIBUTES	414218	JER	JAA	RCH
18AU11	R	06	-	-		13850160-01 - UPDATED PDM ATTRIBUTES	415185	JAR	JAR	AH
11DC11	R	07	-	-		AL PARTS - REVISED NOTES AND UPDATED CUSTOMER P/N INFO	415635	JCT	JVM	AH
18NO11	R	08	-	-		13673598, 13850160-01 - UPDATED PDM ATTRIBUTES	416180	JRL	JRL	AH

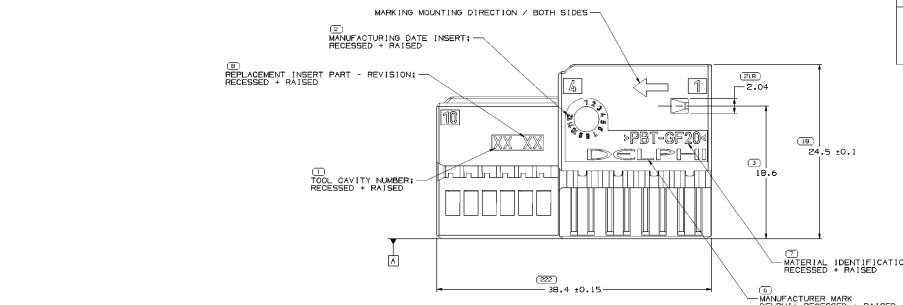

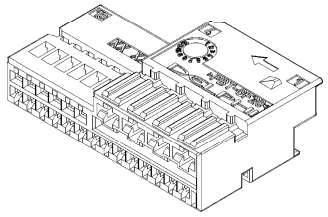

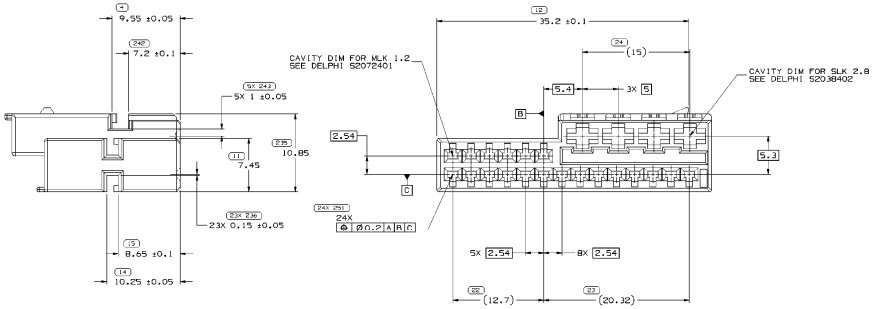

TYPE 101

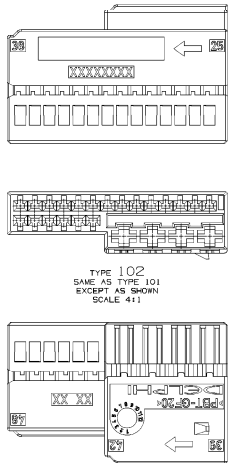

TYPE 102
SAME AS TYPE 101
EXCEPT AS SHOWN
SCALE 4:1

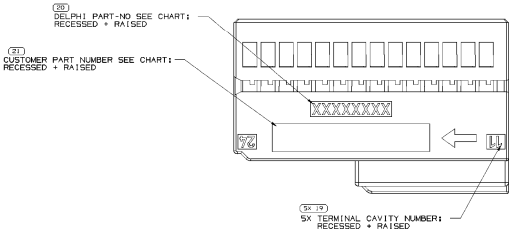

NOTES

1. UNLESS OTHERWISE SPECIFIED AND/OR INDICATED:

   DIMENSIONS ARE TO FACE OF VIEW SHOWN AND AUTOMATICALLY ROUNDED BY COMPUTER FOR INSPECTION (SEE MATH MODEL FOR PRECISE DIMENSIONS). FOR ALL OTHER DIMENSIONS NOT SHOWN BUT REQUIRED FOR TOOL BUILD, SEE MATH MODEL FOR PRECISE TOOL PATH DATA.

2. THIS PRODUCT IS NOT CATEGORIZED AS AN APPEARANCE ITEM. MINOR IMPERFECTIONS INCLUDING, BUT NOT LIMITED TO, FLOW MARKS, COLOR BLEMISHES, GATE VESTIGE, AND SOFT FLASH THAT DO NOT AFFECT THE FIT, FORM, OR FUNCTION OF THE PART ARE PERMISSIBLE PER DPNP-4.7-CS-01.

3. THIS PART ACCEPTS THE FOLLOWING KOSTAL TERMINALS:

   CAVITIES 1-4 TO ACCEPT 22140472970 TERMINAL OR EQUIVALENT.
   CAVITIES 5-24 TO ACCEPT 22140680890 TERMINAL OR EQUIVALENT.

4. LETTERS AND ENGRAVINGS 0.2 MM RISED; SIGN PLANE 0.2 MM RECESSED MAXIMUM DRAFT ANGLE 0.5°.

5. MAXIMUM CABLE CROSS FOR SECTION MLK 1.2: 0.75 MM^2
   MAXIMUM CABLE CROSS FOR SECTION SLK 2.8: 2.5 MM^2

6. MAXIMUM INSULATION CABLE DIAMETER FOR MLK 1.2: 1.9 MM
   MAXIMUM INSULATION CABLE DIAMETER FOR MLK 2.8: 1.9 MM

7. PROCESS SENSITIVE DIMENSION(S) TO BE USED FOR MACHINE CAPABILITY EVIDENCE IN THE CONTEXT OF THE EUROPEAN ISIR.

PART NO	REV	N/P	STATUS	TYPE	MATERIAL SPECIFICATION AND COLOR	VOLUME	CUSTOMER NUMBER
13850161	01	AC	-	102	POLYESTER COMPOUND GRAY	3.39B	-
13850160	01	AC	-	101	POLYESTER COMPOUND BLACK	3.39B	-
13673743	03	AA	-	102	POLYESTER COMPOUND GRAY	3.39B	A 000 545 08 47
13673598	03	AD	-	101	POLYESTER COMPOUND BLACK	3.39B	A 000 545 06 47

DWG TYPE: PART DRAWING
STYLE:
VOLUME (DP): SEE CHART
SHRINK CHRG:

UNLESS OTHERWISE SPECIFIED
THIS DOCUMENT IS TO ACCORDANCE WITH ISO 14.34 (PRN 1.2) AND ISO 14.34 (PRN 1.3) FOR ROUNDING. THE DELPHI ELECTRONICS HUMAN FACTORS DESIGN GUIDELINES FOR RETURNS 101 BY DIRECTIVE DEPARTMENT PROCEDURE 5F SYSTEM REFERENCE.

ALL DIMENSIONS ARE IN MILLIMETERS

REFERENCE:
PROCESS SENSITIVE DIMENSION
DIMENSIONS DO CHECK IN 1 INSPECTS
DIMENSIONS DO CHECK IN 2 OR MORE INSPECTS
LISTS OR DETAIL PARTS

DIMENSIONAL RANGE	DIMS.	TOLERANCE	DIMENSIONAL RANGE	DIMS.	TOLERANCE
FROM	TO	±TOL	FROM	TO	±TOL
0	30	0.05	250	315	0.8
30	75	0.1	315	400	0.9
75	100	0.15	400	500	1.0
100	150	0.2	500	630	1.2
150	200	0.3	630	800	1.4
200	250	0.5	800	1000	1.6

UNLESS OTHERWISE SPECIFIED ±0.25 ±0.1 ±0.05 ±0.5 ±1 ±1.5

THIRD ANGLE PROJECTION
DO NOT SCALE
USE MATH DATA

DELPHI
DELPHI PACKARD ELECTRICAL/ELECTRONIC ARCHITECTURE
WARREN, OH

		DATE
DR		
APVD1	DENNIS GARCIA L.	23NOV09
APVD2	DENNIS GARCIA L.	23NOV09
APVD3	RAFAEL CASTRO	24NOV09
APVD4		
APVD5		

SUBSTANCES OF CONCERN AND RECYCLED CONTENT PER DELPHI (PRN0001)

MATERIAL: SEE CHART

DRAWING NAME: TAXI LOCK INRCONNECT MIXED 24

DRAWING NUMBER: 13673744

SIZE	SCALE	TRACE TO	SHEET NO	ZONE	REV	N/P
AD	5:1	1 OF 1	1 OF 1	R	DB	-