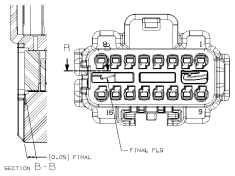
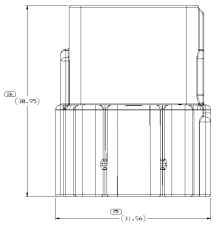


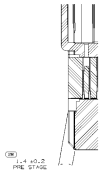
TYPE 104
SAME AS TYPE 101
EXCEPT AS SHOWN



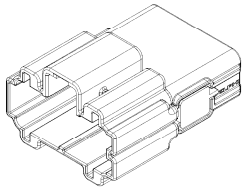
SECTION B-B

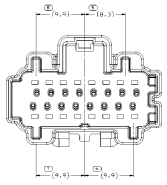
DELIVERY CONDITION TO
VEHICLE PLANT
FLS FINAL POSITION AFTER TERMINALS



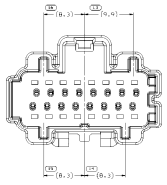


SECTION A-A
DELIVERY CONDITION TO
WIRE ASSEMBLY PLANT
FLS PRE-STAGED POSITION BEFORE TERMINALS

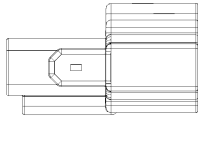




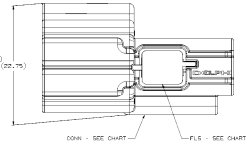
TYPE 103
SAME AS TYPE 101
EXCEPT AS SHOWN



TYPE 106
SAME AS TYPE 101
EXCEPT AS SHOWN

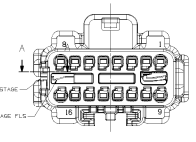


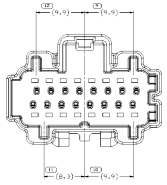
TYPE 101



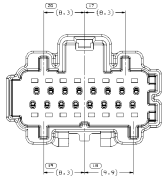
CONN - SEE CHART

FLS - SEE CHART

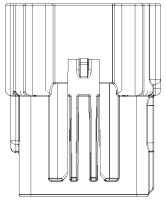




TYPE 102
SAME AS TYPE 101
EXCEPT AS SHOWN



TYPE 105
SAME AS TYPE 101
EXCEPT AS SHOWN



NOTES

1. UNLESS OTHERWISE SPECIFIED AND/OR INDICATED:
   DIMENSIONS ARE TO FACE OF VIEW SHOWN AND
   AUTOMATICALLY NONDEFECTIVE DURING INSPECTION
   NOMINAL DIMENSIONS WITHOUT TOLERANCES ARE BASIC
   OTHER DIMENSIONS NOT SHOWN BUT REQUIRED FOR TOOL
   BUILD, SEE MATH MODEL FOR PRECISE TOOL PATH DATA.
2. THIS PRODUCT IS NOT CATEGORIZED AS AN APPEARANCE ITEM. MINOR
   VARIATIONS IN APPEARANCE SUCH AS COLOR, TEXTURE, GLOSS, SHADE
   BLEMISHES, DATE VEETING, AND SOFT FLASH THAT DO NOT AFFECT THE
   FIT, FORM, OR FUNCTION OF THE PART ARE PERMISSIBLE PER DFMP-4.7-CS-01.
3. FOR APPLICATION DATA SEE THE INDIVIDUAL APPLICATION DRAWINGS.
4. TERMINAL INSERTION FORCE INTO CONNECTOR WITH SECONDARY LOCK SEATED
   WITHOUT TERMINALS (NO PART NUMBER) WILL NOT EXCEED 90N MAX/ 45 N MINIMUM
   FORCE PER CAV.
5. INDEPENDENT SECONDARY LOCK RETENTION CAPABILITY PRE-LOCK TO FINAL LOCK
   WITHOUT TERMINALS 75N MINIMUM.
6. INDEPENDENT SECONDARY LOCK RETENTION FORCE OF SEATED FSL 50N MAXIMUM.
7. PRESTAGED SECONDARY LOCK INSERTION 55N MAXIMUM.
8. POLARIZATION FEATURE EFFECTIVENESS TO ANOTHER INDEX MUST WITHSTAND 140N MIN
   WITHOUT MATING OR ELECTRICAL CONTACT.

○	7235-7543	01	AA	04	7235-7545	7235-7535
	7235-7543	01	AA	05	7235-7545	7235-7535
○	7235-7543	02	AA	04	7235-7545	7235-7535
	7235-7543	02	AA	05	7235-7545	7235-7535
	7235-7543	01		01	7235-7545	7235-7535
	7235-7543	01		01	7235-7544	7235-7535
	PART NO	REV	NUM	TYPE	CONN	FLS

PE2936-46

| | | | | | |