		16	15	14	13	12	11	10	9	8	7	6
NVL	PART-NO. Teile-Nr.	F875110	3 043 30 01	3 043 34 01	F383310	TBD	TBD	TBD	TBD	TBD	TBD	TBD
DELPHI	PART-NO. Teile-Nr.	33508943	33513820	10866424	33523966	TBD	TBD	TBD	TBD	TBD	TBD	TBD
CLOSED CAVITY Verschlossene Kammer		5 ,8	1, 7	-	2, 3, 5, 8	3, 5, 8	5, 8, 9	9	8	4, 5, 8, 9	4, 5, 8	3, 4, 5, 8
M1:1												

	NOTES / Bemerkungen
1	MATERIAL IDENTIFICATION CODE ACC.VDA260 Materialkennzeichnung nach VDA260
2	COMPANY LOGO Firmenlogo
3	CAVITY MARK 1,2,3.. Nestmarkierung 1,2,3..
4	DATA CLOCK Datumsuhr
5	CAVITY-NO. Kammernummeerierung
6	ASSEMBLY PART-NO. Baulell-Nr.
7	ASSEMBLY INDEX Baugruppenindex
8	CLOSED CAVITY ACC TABLE geschlossene Kammer nach Tabelle
9	MANUFACTURE CODE Herstellcode
10	COUNTRY OF MANUFACTURE (HUNGARY) Herstellland (Ungarn)
11	ONLY THE GERMAN LANGUAGE SHALL BE BINDING Nur der deutsche Text ist bindend
12	MAXIMUM MATING FORCE = 170N; VALIDATION ACC. AV, SEE PRODUCT SPEC.9 901 22 70 Maximum Steckkraft = 170N; Validierung nach AV, siehe Produkt Spez. 9 901 22 70
13	CROSSED VERSION AS REQUEST AVAILABLE Durchgestrichene Variante auf Anfrage verfuegbar
14	SHOWN IS VERSION F875110 Dargestellt ist Version F875110

DATE	STATUS				REVISION HISTORY	AUTH	DR	APVD 1	APVD 2
27.2.16	R	01	-		DATA MIGRATION OF EO XML SYSTEM PORTALM SHEET CHANGED FROM A TO 1A REDRAWN IN 1:1 NEW PART NO. MATERIAL R 001 32 41 and ALREADY IN USE! DELPHI NO. 4000		WEL	W.SCH	G.SCH
12MAY17	R	02			PART REV. CHANGED ACC. DEVIATION NEW FRAME SHEET REDUCED IF FOR 4K0 SEALING SURFACE IMPROVEMENT		WEL	WEL	WEL

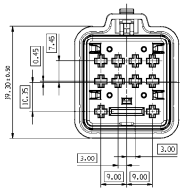

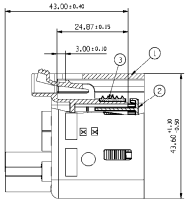

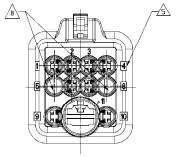

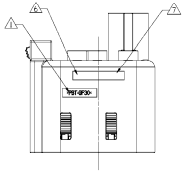

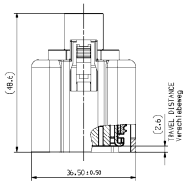

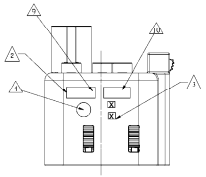

F383310	D	33523966	01	FEMALE HOUSING 7 WAY Flachkontaktgehäuse 7 polig	3	SEAL Dichtung	SILICON	GREEN grünen	2, 3, 5, 8	INTUPACK SEE DRAWING NO. 9 050 01 00	01							
					2	TPA Kontaktsicherung	PBT	GREEN grünen										
					1	HOUSING 7 WAY Gehäuse 7 - pol.	PBT GF30	BLACK schwarz										
3 043 34 01	D	10866424	01	FEMALE HOUSING 11 WAY Flachkontaktgehäuse 11 polig	3	SEAL Dichtung	SILICON	GREEN grünen	-									
					2	TPA Kontaktsicherung	PBT	VIOLETT violett										
					1	HOUSING 11 WAY Gehäuse 11 - pol.	PBT GF30	BLACK schwarz										
3 043 30 01	D	33513820	01	FEMALE HOUSING 9 WAY Flachkontaktgehäuse 9 polig	3	SEAL Dichtung	SILICON	GREEN grünen	1, 7									
					2	TPA Kontaktsicherung	PBT	VIOLETT violett										
					1	HOUSING 9 WAY Gehäuse 9 - pol.	PBT GF30	BLACK schwarz										
F875110	B	33508943	01	FEMALE HOUSING 9 WAY Flachkontaktgehäuse 9 polig	3	SEAL Dichtung	SILICON	GREEN grünen	5, 8									
					2	TPA Kontaktsicherung	PBT	GREEN grünen										
					1	HOUSING 9 WAY Gehäuse 9 - pol.	PBT GF30	BLACK schwarz										
PART-NO. Teile-Nr.	REV.INDEX	PART-NO. Teile-Nr.	REV.INDEX	TITLE Benennung	ITEM Position	NAME Benennung	MATERIAL Material	COLOUR Farbe	CLOSED CAVITY Geschlossene Kammer	COUNTER PART Gegenstueck								
NVL		DELPHI																

01	DCS1 9.5mm FEMALE TERM.	Ag VERSIONS	6 007 02 72	33512950	11	10.00	FLRY	5.40 - 6.60	6 099 33 04	10889241	YELLOW Gelb	9 084 05 00						
			6 007 02 72	33512950		8.00	FLRY	5.1 - 5.3	6 099 33 03	10721071	RED Rot							
			6 007 02 62	33512949		5.00 - 6.00	FLRY	4.0 - 5.20	6 099 33 01	15327788	BLACK schwarz							
			6 007 02 52	33512948		>2.50-4.00	FLRY	3.40 - 4.40	6 099 33 08	13546490	GREEN Grünen							
			6 007 02 42	33512947		>1.00-2.50	FLRY	2.7 - 3.0	6 099 33 05	13756673	BLUE blau							
		Sn VERSIONS	6 007 02 71	10761018		10.00	FLRY	5.40 - 6.60	6 099 33 04	10889241	YELLOW Gelb							
			6 007 02 71	10761018		8.00	FLRY	5.1 - 5.3	6 099 33 03	10721071	RED Rot							
			6 007 02 61	15327734		5.00 - 6.00	FLRY	4.0 - 5.20	6 099 33 01	15327788	BLACK schwarz							
			6 007 02 51	10775312		>2.50-4.00	FLRY	3.40 - 4.40	6 099 33 08	13546490	GREEN Grünen							
			6 007 02 41	13800422		>1.00-2.50	FLRY	2.7 - 3.0	6 099 33 05	13756673	BLUE blau							
01	DCS2 2.8mm FEMALE TERM.	Ag VERSIONS	6 001 40 42	15491922	1, 2, 3, 4, 6, 7, 9, 10	2.50	FLRY	2.7 - 3.0	6 099 40 34	10779161	YELLOW Gelb	9 084 11 00						
						1.50-2.00	FLRY	2.0 - 2.7	6 099 40 23	10779159	RED-BROWN Rot-Braun							
			6 001 40 32	15491920		0.50-1.00	FLRY	1.20 - 2.00	6 099 40 15	10779162	BLUE blau							
			6 001 40 12	33511979		>0.2 - 0.35	FLRY	1.20 - 2.00	6 099 40 15	10779162	BLUE blau							
		Sn VERSIONS	6 001 29 41	10779241		2.50	FLRY	2.7 - 3.0	6 099 40 34	10779161	YELLOW Gelb							
						1.50-2.00	FLRY	2.0 - 2.7	6 099 40 23	10779159	RED-BROWN Rot-Braun							
			6 001 29 31	10779065		0.50-1.00	FLRY	1.20 - 2.00	6 099 40 15	10779162	BLUE blau							
			6 001 29 11	10811334		>0.2 - 0.35	FLRY	1.20 - 2.00	6 099 40 15	10779162	BLUE blau							
BLIND PLUG Blindstopfen			-			-		-	6 099 40 07	10779160	GREEN grünen							
DESCRIPTION Benennung			PART-NO. Teilenr.	PART-NO. Teilenr.	CAVITY-NO. Kammer Nr.	WIRE CROSS SECTION (mm²) Leitungsquerschnitt (mm²)	WIRE VERSION Leitungsartung DIN 72551-6	FOR INSULATION Ø (mm) Fuer Isolations Ø (mm)	PART-NO. Teilenr.	PART-NO. Teilenr.	COLOR Farbe	CRIMPSPEC.							
			NVL	DELPHI					NVL	DELPHI								
SUITABLE TERMINALS Geeignete Kontakte								SUITABLE SINGLE WIRE SEAL Geeignete Einzeladendichtungen										

3D VIEW / 3D Ansicht
M 1:1

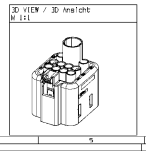

DELPHI

DELPHI PACKARD ELECTRICAL/ELECTRONIC ARCHITECTURE
Tuessenberg, Germany

COPYRIGHT 2012 DELPHI CORPORATION AND/OR ITS AFFILIATES.
ALL RIGHTS RESERVED.
DELPHI CONFIDENTIAL
THIS DRAWING IS THE PROPERTY OF DELPHI CORPORATION
OR AFFILIATED DELPHI COMPANIES (CORPORATION).
IT CONTAINS DELPHI CONFIDENTIAL INFORMATION
AND MUST BE RETURNED UPON REQUEST. NO PART
MAY BE REPRODUCED OR TRANSMITTED WITHOUT
WRITTEN EXPRESS AUTHORIZATION. IS PROHIBITED.

DIESE ZEICHNUNG IST EIGENTUM DES FIRMA DELPHI UND DERFRUEH DELPHI
GESELLSCHAFT INFORMATIONEN ZU REPRODUZIEREN, VERTEILEN ODER
MITTEILEN OHNE AUSDRUECKLICHE SCHRIFTLICHE ERLAUBNIS IST NICHT
ALLOWED. ZURUECKGEBEN VON BELIEBIGEN BRAUCH ZU ANDERES IST OHNE
BERECHTIGUNGSPRUEFUNG DURCH DIE DELPHI CORPORATION (DELPHI-AEGIS)

		DATE
DR	H.WELTHER	5MAY12
APVD 1	W. SCHIEMHELM	5MAY12
APVD 2	G. HOERNLEIN	5MAY12
APVD 3		
APVD 4		
APVD 5		

"DOCUMENTS OF CHANGES AND REVISED CONTENT ARE ALWAYS CONTROLLED BY THE DELPHI PACKARD ELECTRICAL/ELECTRONIC ARCHITECTURE"

SUBMITTAL

DRAWING NAME
1W FEMALE SEALED CONNECTOR

DRAWING NUMBER
13598600

SIZE	SCALE	PAGE NO	SHEET NO	SYM	MOD	REV
A0	2:1	1 OF 1	1 OF 1	R	02	-

CUSTOMER PART DRAWING

WEIGHT (GM): | SYMM CODE: D
VOLUME (CM³):
MATERIAL:

UNLESS OTHERWISE SPECIFIED

GENERAL TOLERANCES ACCORDING TO: ±0.1 / ±2°

ROST ACCORDING TO: ISO 1101

PROJECTION: PC0375-4109

FIRST ANGLE PROJECTION

DO NOT SCALE
USE MATH DATA

SHARP CORNER TOLERANCE
R 0.1 MAX
R 0.2 MAX

TIN TO CHECK PRESERVATION
TIN FOR HELP CLEANING
TIN FOR TO THE DELPHI WORK