SYMBOL DEFINITION			MISSING NUMBERS
THE NUMBER INSIDE THE SYMBOL (...) CORRESPONDS TO THE NUMBER ON THE INSPECTION REPORT FOR THIS DRAWING/PART NUMBER	TOTAL NO. OF SYMBOLS ON DRAWING	4	
	LAST NO. USED	4	

DWG STATUS DATE	STS	REC	N/P	DB	ZONE	REVISION HISTORY	AUTH	DR	APVD 1	APVD 2
25MY99	R	001	-	-		CLEARED REVISION COLUMN - 12015833 - OBSOLETE	990033	MAR	MAR	JRT
03SE99	R	002	-	-		12015833,35,36,68,72,12015252,53,55, 12015333 - REINSTATE	990010	HH	CMP	JH
03SE99	R	003	-	-		12015832,33,35,36,68,69,70,72,12015252, 53,55,12015333 - REVISED ANTI-ROTATION COLUMN	195278	HH	CMP	JH
03SE99	R	004	-	-		12015833,35,36,68,72,12015252,53,55, 12015333 - OBSOLETE	990033	HH	CMP	JH
10SE97	R	15	-	-		ALL ACTIVE PARTS - REVISED MATERIAL SPECIFICATIONS TO LATEST STANDARD	493174	RM	RM	RDG
24JN98	R	16	-	-		12066274 - OBSOLETE AND REPLACED BY 12052224	495100	JTZ	JAA	RAP
04FE09	R	17	-	-		12015832 & 12066268 - OBSOLETE AND REMOVED REPLACED BY COLUMN OF CHART	497267	EFS	FKV	RAP
25MY10	R	18	-	-		ALL ACTIVE PARTS - ADDED TYPE VIEWS 103 & 104	497485	EVV	EVV	REM

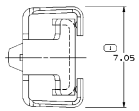

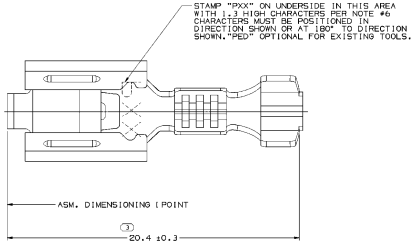

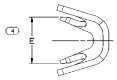

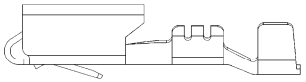

TYPE 103
SAME AS TYPE 101
EXCEPT AS SHOWN

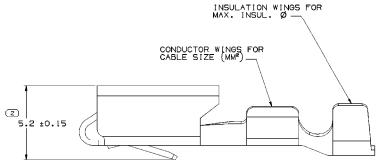

TYPE 101

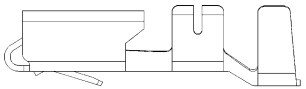

TYPE 104
SAME AS TYPE 101
EXCEPT AS SHOWN

NOTES

1. UNLESS OTHERWISE SPECIFIED AND/OR INDICATED:

   DIMENSIONS ARE TO FACE OF VIEW SHOWN AND AUTOMATICALLY ROUNDED BY COMPUTER FOR INSPECTION (SEE MATH MODEL FOR PRECISE DIMENSIONS). FOR ALL OTHER DIMENSIONS NOT SHOWN BUT REQUIRED FOR TOOL BUILD, SEE MATH MODEL FOR PRECISE TOOL PATH DATA.

2. A R 0.4 MAX IS PERMISSIBLE ON ALL "SHARP" CORNERS UNLESS OTHERWISE SPECIFIED. ALL LOCKING FEATURES MUST HAVE SHARP CORNERS

3. TERMINALS TO HAVE TERMINAL ENGAGE OF 8N TO 28N AND TERMINAL DISENGAGE OF 8N TO 28N WHEN MATED TO A 6.3 X 0.81 HARDENED STEEL BLADE. (DISENGAGE MAY BE EXCLUDED WHEN BOX HEIGHT, BOX WIDTH, MINIMUN BOX ENTRANCE, NOSE RADIUS AND TERMINAL ENGAGE ARE MAINTAINED)

4. RECOVERY NOTE - AFTER INSERTION INTO A 4.3 FUNCTIONAL GAGE, 0.4 TANG MUST RECOVER TO A MINIMUM OF 4.3.

5. VISIBLE CRACKS ARE NOT PERMISSIBLE.

6. "PXX" INDICATES "P" PLUS LAST TWO DIGITS OF MAKE SERIES NUMBERS (P01,P02,P03,ETC).

7. DO NOT PROBE, TEST OR OTHERWISE CONTACT THE INTERIOR REGION (THE SPRING OR ANY MOVING PART) OF THIS TERMINAL. SEVERE DAMAGE CAN OCCUR, COMPROMISING THE PERMORMANCE OF THE ELECTRICAL INTERFACE.

PART NO	REV	N/P	STATUS	MAT'L SIZE	MAT'L SPEC	PART NO	REV	STATUS	MAT'L SIZE	MAT'L SPEC	SIZE (MM²)	ID	Ø	TYPE	E±0.4	ANTI-ROTATION NIB
UNPLATED						PLATED					CABLE					
12089675	A		OBSOLETE	0.406X33.73		12084596	D2		0.406X33.73	COPPER ALLOY	(215-3	211	5.24-3.49	104	6.6	YES
12066268	E2		OBSOLETE	0.406X33.73	COPPER ALLOY	12052222	E2		0.406X33.73	COPPER ALLOY	0.5-0.35	21	2.51-1.84	103	2.4+0.2	
12066276	E2		OBSOLETE	0.406X33.73	COPPER ALLOY	12052224	E2		0.406X33.73	COPPER ALLOY	3	12	3.1-2.94	104	4.6	YES
12020143	F		OBSOLETE	0.406X33.73		12020144	G	OBSOLETE	0.406X33.73		(210.35	222	2-1.95	102	3.9	
						12020035	G2		0.406X33.73	COPPER ALLOY	(210.8-0.5	219	3.12-2.03	101	5.1	
12015836	D3		OBSOLETE	0.406X33.73		12015868	E3	OBSOLETE	0.406X33.73		(215-3	211	5.24-3.49	101	6.6	YES
12015835	E3		OBSOLETE	0.406X33.73		12015872	F3	OBSOLETE	0.406X33.73		0.35	22	2-1.84	102	2.2	
12015833	E3		OBSOLETE	0.406X33.73		12015870	F3		0.406X33.73	COPPER ALLOY	2-1	15	3.97-2.48	101	3.7	YES
12015832	H3		OBSOLETE	0.406X33.73	COPPER ALLOY	12015869	J3		0.406X33.73	COPPER ALLOY	0.8-0.5	19	3.12-2.03	103	3.2	
12015333	G3		OBSOLETE	0.406X33.73							(215-3	211	5.24-3.49	101	6.6	YES
						12015295	F3	OBSOLETE	0.406X33.73		0.35	23	2-1.84	102	2.6	
						12015253	E3	OBSOLETE	0.406X33.73		2-1	15	3.97-2.48	101	3.7	YES
						12015252	E3	OBSOLETE	0.406X33.73		0.8-0.5	19	3.12-2.03	101	3.2	

DELPHI

DELPHI PACKARD ELECTRICAL/ELECTRONIC ARCHITECTURE
WARREN, OH

DWG TYPE: PART DRAWING
STYLE
VOLUME (CM³)
SCALE: NONE DWG

UNLESS OTHERWISE SPECIFIED
THIS DOCUMENT IS TO INCORPORATE WITH USBE (10.5M) FPM CLASS 1 ISO 2768-1 (1989) GENERAL TOLERANCES. ELIMINATE FUTURE CALCULATION MISMATCH ERRORS. DIMENSIONS ARE TO BE RETURNED BY BY BOXED DEPARTMENT PROBLEMS BY SYSTEM REFERENCE.

ALL DIMENSIONS ARE IN MILLIMETERS

(1) PROCESS INSPECTION STANDARDS REFERENCE

DIMENSIONS INCLUDED IN A 3 INSPECT ARE TO BE INSPECTED PER ISO 2768 GENERAL LIMITS AND REFERENCE.

DIMENSIONAL RANGE (MM) — SCORT C
FROM 0 — >12
TO 12 — 0
TOLERANCE UNLESS OTHERWISE SPECIFIED ±0.2

THIRD ANGLE PROJECTION

DO NOT SCALE

USE MATH DATA

NX

DR	APVD1 J.A. C. ORTIZ	08JA99
	APVD2 MANUEL VEGA	08JA99
	APVD3 D. MANDIARELLI	03APR96
	APVD4	
	APVD5	

SUBSTANCES OF CONCERN AND RECYCLED CONTENT PER DELPHI (PRACEG)

MATERIAL: SEE CHART

DRAWING NAME: TAXI TERM F M/P 630 TANG

DRAWING NUMBER: 12065521

SIZE	SCALE	TYPE	SHEET NO	SHT	REV	N/P
AD	1011	1	OF 1	1 OF 4	R	DB -