SYMBOL DEFINITION		
A DIMENSION WITHOUT AN INSPECTION REPORT SYMBOL ( ) DOES NOT REQUIRE INSPECTION. IT MAY BE CONTROLLED ON THE INDIVIDUAL COMPONENT DRAWING.	TOTAL NO OF INSPECTIONS REQUIRED	18
	LAST NO. USED	15

MISSING SYMBOLS
NO MISSING SYMBOL NUMBER

DWG STATUS DATE	STG	REV	N/P	CHG	ZONE	REVISION HISTORY	AUTH	DR	APVD 1	APVD 2
10SE03	R	01	-	-		CREATED PART DRAWING	245864	LMB	LMB	SCH
24OC03	R	02	-	-		UPDATED REVISION LEVEL IN CHART.	247535	LMB	LMB	RF
26JN07	R	03	-	-		ADDED PN 15369815, REVISED SHEET NO, REVISED MAT'L WAS PM003659-A23, ADDED APLICATION COLUMN, REMOVED COLUMN "LOWER CONTACT TYPE" AND "REF P/N EPEC-", REVISED "TYPE" LABEL WAS TYPE 1 AND 2, REVISED INSPECT SYMBOL	401146	ETG	CMO	ASG
16JN10	R	04	-	-		ADDED PN 13793741	409252	CPD	SCS	ASG
24FE12	R	05	-	-		ALL PARTS - UPDATED PDM ATTRIBUTES	417234	JCF	JVM	OAF
17MR17	R	06	-	-		ALL PARTS - REVISED "B, ±0.2" COLUMN IN CHART	436023	NRM	NRM	JOG

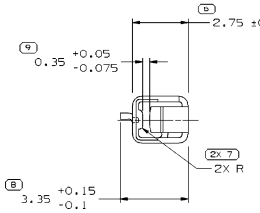

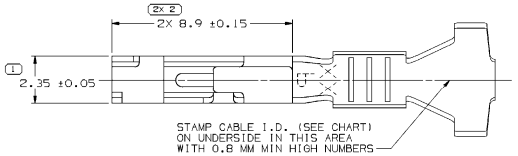

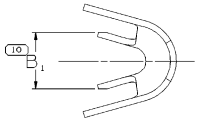

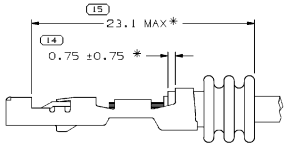

3 RIB SEAL POSITION REF
SCALE 5:1

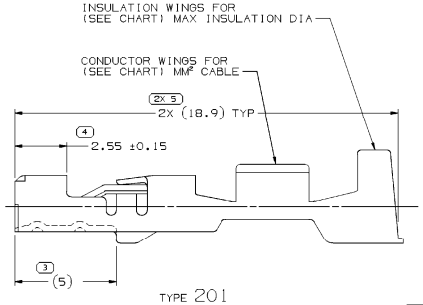

TYPE 201

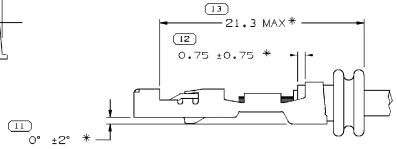

2 RIB SEAL POSITION REF
AND TERMINAL & CABLE ALIGNMENT
SCALE 5:1

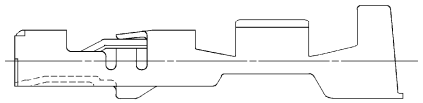

TYPE 202

NOTES

1. UNLESS OTHERWISE SPECIFIED AND/OR INDICATED:
   DIMENSIONS ARE TO FACE OF VIEW SHOWN AND AUTOMATICALLY ROUNDED BY COMPUTER FOR INSPECTION (SEE MATH MODEL FOR PRECISE DIMENSIONS). FOR ALL OTHER DIMENSIONS NOT SHOWN BUT REQUIRED FOR TOOL BUILD, SEE MATH MODEL FOR PRECISE TOOL PATH DATA.
2. MATING COMPONENTS OR EQUIVALENT:
   TERMINAL 15304704
3. * DENOTES DIMENSIONS MADE AT CUT-OFF AND CRIMP DIE.

PART NO	REV	N/P	MAT'L SIZE	MAT'L SPEC	SIZE (MM²)	ID	DIA	MAT'L SPEC	TYPE	B ±0.2
13793741	01	AB	0.3 X 27.38	SN PLATED COPPER ALLOY	1 - 1.5	16	2.4 - 1.9	SEALED (MINI)	201	2.95
15369015	12	AB	0.3 X 27.38	AU PLATED COPPER ALLOY	0.75 - 1	17	2.1 - 1.7	SEALED (MINI)	201	2.65
15396680	02	AC	0.3 X 27.38	SN PLATED COPPER ALLOY	0.35 - 0.5	21	1.85 - 1.2	SEALED (MINI)	202	2.1
15396679	02	AC	0.3 X 27.38	SN PLATED COPPER ALLOY	0.75 - 1	17	2.1 - 1.7	SEALED (MINI)	202	2.65
15396678	02	AC	0.3 X 27.38	SN PLATED COPPER ALLOY	0.5 - 1	17	2.1 - 1.4	SEALED (150MP)	201	2.65
15396677	02	AC	0.3 X 27.38	SN PLATED COPPER ALLOY	1 - 1.5	16	2.4 - 1.9	SEALED (150MP)	201	2.95
15396676	02	AC	0.3 X 27.38	SN PLATED COPPER ALLOY	1.5 - 2.5	14	3 - 2.2	SEALED (150MP)	201	3.75

(10) PROCESS SENSITIVE DIMENSION

DIMENSIONS ENCLOSED IN ( ) INDICATE REFERENCE DIMENSIONS AND NO TOLERANCE LIMITS ARE ESTABLISHED

DIMENSIONAL RANGE (MM)		CHART D
FROM	0	
TO	+ 12	>12
TOLERANCE UNLESS OTHERWISE SPECIFIED		
±0.1		±0.2
ANGULAR TOLERANCE ±2°		

A ——— LINE DRAWN THROUGH A PART NUMBER INDICATES THAT PHYSICAL PARTS ARE NOT AVAILABLE FOR ORDERING.

PART NUMBERS THAT DO NOT HAVE A LINE PRESENT INDICATE THAT PHYSICAL PARTS ARE AVAILABLE FOR ORDERING.

CONTACT DELPHI SALES TO ASSURE AVAILABILITY OF PARTS.

DWG TYPE: PART DRAWING

STYLE

VOLUME (CU.FT)

DISTR CODE

UNLESS OTHERWISE SPECIFIED

THIS DOCUMENT IS IN ACCORDANCE WITH ASME Y14.5M-1994 AS AMENDED BY ASME Y14.5M-1994 ADDENDUM ONE "GEOMETRIC TOLERANCING ADDENDUM - 1995". ALL GEOMETRIC TOLERANCES AND RELATED DATUMS APPLY RFS. RULE #1(PERFECT FORM AT MMC) DOES NOT APPLY WHEN RELATIONSHIP BETWEEN FEATURES IS ESTABLISHED BY ORIENTATION OR LOCATION TOLERANCES. SEPARATE POSITION CALLOUTS MAY BE SHARED SEPARATELY, REGARDLESS OF DATUM REFERENCE.
ALL DIMENSIONS ARE IN MILLIMETERS

REFERENCE

THIRD ANGLE PROJECTION

DO NOT SCALE

USE MATH DATA

CAD NX

DELPHI

DELPHI PACKARD ELECTRICAL/ELECTRONIC ARCHITECTURE
WARREN, OH

COPYRIGHT DELPHI CORPORATION AND/OR ITS AFFILIATES.
ALL RIGHTS RESERVED.

THIS DRAWING IS THE PROPERTY OF DELPHI CORPORATION AND CONTAINS DELPHI CONFIDENTIAL INFORMATION. THE REPRODUCTION, DISTRIBUTION AND UTILIZATION OF THIS DOCUMENT OR ITS RELATED CAD MATH DATA, AS WELL AS COMMUNICATION OF ANY CONTENT TO OTHERS, WITHOUT EXPRESS AUTHORIZATION, IS PROHIBITED.

		DATE
DR	L.M. BASKIN	10SE03
APVD1	L.M. BASKIN	10SE03
APVD2	L.M. BASKIN	10SE03
APVD3	E. HSIEH	10SE03
APVD4		
APVD5		

SUBSTANCES OF CONCERN AND RECYCLED CONTENT PER DELPHI 10949001

MATERIAL
SEE CHART

DRAWING NAME
TAXI TERM F GT 150 SEALED

DRAWING NUMBER
15305538

SIZE	SCALE	FRAME NO	SHEET NO	STG	REV	N/P
A1	10:1	1 OF 1	2 OF 2	R	06	-

Part: 15305538
Filename: 15305538-A2001-A002 DATE: 22-Mar-17 Rev: 10011
Template: Template