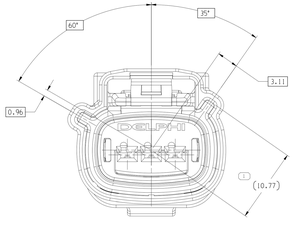

TYPE 102
SAME AS TYPE 101
EXCEPT AS SHOWN

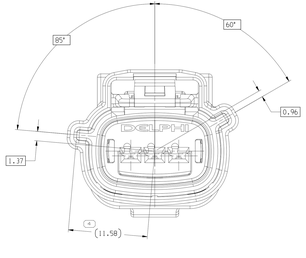

TYPE 105
SAME AS TYPE 101
EXCEPT AS SHOWN

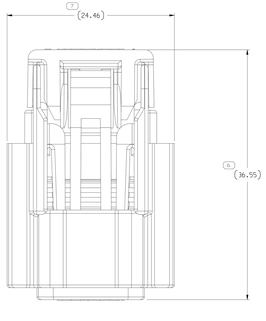

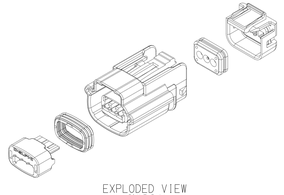

EXPLODED VIEW
SCALE 2:1

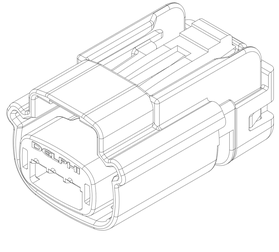

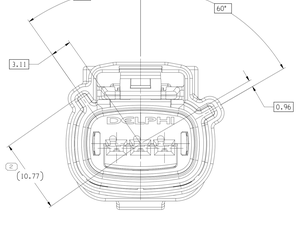

TYPE 103
SAME AS TYPE 101
EXCEPT AS SHOWN

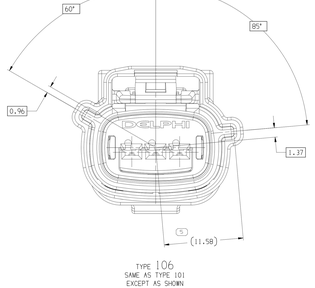

TYPE 106
SAME AS TYPE 101
EXCEPT AS SHOWN

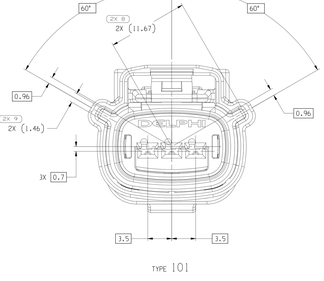

TYPE 101

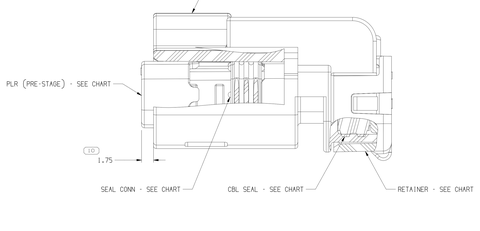

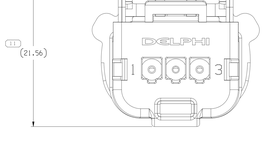

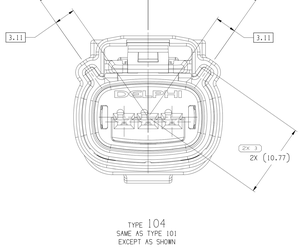

TYPE 104
SAME AS TYPE 101
EXCEPT AS SHOWN

SYMBOL DEFINITION		
A DIMENSION WITHOUT AN INSPECTION REPORT SYMBOL DOES NOT REQUIRE INSPECTION. IT MAY BE CONTROLLED ON THE INDIVIDUAL COMPONENT DRAWING.	TOTAL NO OF INSPECTIONS REQUIRED	14
	LAST NO. USED	11

MISSING SYMBOLS
NO MISSING SYMBOL NUMBER

DWG STATUS					ZONE	REVISION HISTORY	AUTH	DR	APVD	APVD
DATE	STS	REV	N/P	CHG						
29MY13	R	01	-	-		ALL PARTS - RELEASED PART DRAWING	422470	JLP	JVM	AS
12AP16	R	02	-	-		ALL PARTS - UPDATED CONN, PLR, SEAL CONN, SEAL CBL & RETAINER TO LATEST REVISION; 15532355 - ZX (11.67) WAS 2X (11.63); 15532358 - 2X (10.77) WAS 2X (10.93); 15532356-57 - (10.77) WAS (10.93); 15532359-60 - (11.58) WAS (11.74)	432698	ABH	DOL	DOL	M
24OCT8	R	03	-	-		15532355 - UPDATED PDM ATTRIBUTES	441390	CGD	CGD	ACV
23MY19	R	04	-	-		ALL PARTS - ADDED "PUNCH PATTERN CONFIG" AND "ASSEMBLIES WITH CPA" NOTES	443321	JGD	DSP	DSP
09MR21	R	05	-	-		15532355 - UPDATED PART AVAILABILITY	553718	JLL	JAA	DMS
10NOV21	R	06	-	-		15532356 - UPDATED PART AVAILABILITY (P/N WAS NOT AVAILABLE)	555689	JGD	JAA	SV
30NOV21	R	07	-	-		ADDED "SHT 1 OF 2"	555963	GDH	LVD	SV

155 32360	02	AA	106	155 14760	155 14780	155 14781	155 14777	155 14773	F
155 32359	02	AA	105	155 14759	155 14780	155 14781	155 14777	155 14773	E
155 32358	02	AA	104	155 14758	155 14780	155 14781	155 14777	155 14773	D
155 32357	02	AA	103	155 14757	155 14780	155 14781	155 14777	155 14773	C
155 32356	02	AB	102	155 14756	155 14780	155 14781	155 14777	155 14773	B
155 32355	02	AC	101	155 14755	155 14780	155 14781	155 14777	155 14773	A
PART NO	REV	N/P	TYPE	CONNECTOR	PLR	SEAL CONN	SEAL CBL	RETAINER	USCAR OPTION

NOTES

1. UNLESS OTHERWISE SPECIFIED AND/OR INDICATED:

   DIMENSIONS ARE TO FACE OF VIEW SHOWN AND AUTOMATICALLY ROUNDED BY COMPUTER FOR INSPECTION (SEE MATH MODEL FOR PRECISE DIMENSIONS). FOR ALL OTHER DIMENSIONS NOT SHOWN BUT REQUIRED FOR TOOL BUILD, SEE MATH MODEL FOR PRECISE TOOL PATH DATA.

2. PART IS MANUFACTURED TO GEOMETRIC TOLERANCES. CENTERLINE DIMENSIONS ARE FOR REFERENCE ONLY.
3. SEALING CODE 4 - DESIGN WILL MEET REQUIREMENTS OF SAE/USCAR-2 CONNECTOR SYSTEM ENVIRONMENTAL TEST FLOWCHART (PRESSURE/VACUUM AND SUBMERSION).
4. THIS PRODUCT IS NOT CATEGORIZED AS AN APPEARANCE ITEM. MINOR IMPERFECTIONS INCLUDING, BUT NOT LIMITED TO, FLOW MARKS, COLOR BLEMISHES, GATE VESTIGE, AND SOFT FLASH THAT DO NOT AFFECT THE FIT, FORM, OR FUNCTION OF THE PART ARE PERMISSIBLE PER EXMP.4-3.CS.01.EN.
5. FOR APPLICATION DATA SEE THE INDIVIDUAL APPLICATION DRAWINGS.
6. FOR DIFFERENT PUNCH PATTERN CONFIGURATIONS (IF AVAILABLE) SEE SHEET 2.
7. FOR ASSEMBLIES WITH CPA SEE DRAWING 1551476B.

DRAWING NUMBER						
155 32353						
SIZE	SCALE	FORMAT NO	SHEET NO	SHTS	REV	N/P
A1x3	5:1	2 OF 2	1 OF 2	R	07	-

DIMENSIONAL RANGE (MM)								
FROM	0	>30	>50	>80	>120	>200	>250	>300
TO	>30	50	80	120	200	250	300	500
TOLERANCE (UNLESS OTHERWISE SPECIFIED)								
±0.25	±0.40	±0.50	±0.60	±0.80	±1.0	±1.2	±1.4	±1.6
ANGULAR TOLERANCE ±2°								

(ID) PROCESS SENSITIVE DIMENSION

DIMENSIONS ENCLOSED IN ( ) INDICATE REFERENCE DIMENSIONS AND NO TOLERANCE LIMITS ARE ESTABLISHED.

ALL DIMENSIONS ARE IN MILLIMETERS

REFERENCE

THIRD ANGLE PROJECTION

DO NOT SCALE
USE MATH DATA

NX

THIS DRAWING IS THE PROPERTY OF APTIV AND CONTAINS APTIV CONFIDENTIAL INFORMATION. THE RECEIPT OF THIS DRAWING OR THE UTILIZATION OF THIS DOCUMENT OR ITS RELATED CAD MATH DATA, MUST BE COMMUNICATION OF THE CONTENTS TO OTHERS, WITHOUT EXPRESS AUTHORIZATION, IS PROHIBITED.

LINE DRAWN THROUGH A PART NUMBER INDICATES THAT PHYSICAL PARTS ARE NOT AVAILABLE FOR ORDERING.

PART NUMBERS THAT DO NOT HAVE A LINE PRESENT INDICATE PHYSICAL PARTS ARE AVAILABLE FOR ORDERING.

CONTACT APTIV SALES TO ASSURE AVAILABILITY OF PARTS.

DWG TYPE	PART DRAWING
STYLE	
VOLUME (CM³)	SYSTEM CODE

UNLESS OTHERWISE SPECIFIED

THIS DOCUMENT IS IN ACCORDANCE WITH ASME Y14.5M-1994 UNLESS OTHERWISE SPECIFIED. GENERAL GEOMETRIC TOLERANCES MAXIMUM COST. SEPARATE PATTERNS OF FEATURES MAY BE GAGED SEPARATELY REGARDLESS OF DATUM REFERENCES.

		DATE
DR		
APVD1	JOSE L. PUENTE	29MY13
APVD2	J. VILLAMIL	29MY13
APVD3	ALICIA GUERRERO	29MY13
APVD4		
APVD5		

SUBSTANCES OF CONCERN AND RECYCLED CONTENT PER APTIV (DRAFTS)

MATERIAL	SEE CHART
DRAWING NAME	TAXI ASM CONN 3 F OCS 1.5 SLD

APTIV
CONNECTION SYSTEMS
WARREN, OH

COPYRIGHT 2013 APTIV. ALL RIGHTS RESERVED.

DRAWING NUMBER						
155 32353						
SIZE	SCALE	FORMAT NO	SHEET NO	SHTS	REV	N/P
A1x3	5:1	1 OF 2	1 OF 2	R	07	-

T23S323

Date: 1-Dec-21 Time: 11:20:14 A
Sheet: 1/2 Size: A1x3 Scale: 5:1
Model: 1553523_07.prt
Drawing: 1553523_07.dwg