SYMBOL DEFINITION		
A DIMENSION WITHOUT AN INSPECTION REPORT SYMBOL (□) DOES NOT REQUIRE INSPECTION. IT MAY BE CONTROLLED ON THE INDIVIDUAL COMPONENT DRAWING.	TOTAL NO OF INSPECTIONS REQUIRED	35
	LAST NO. USED	24

MISSING SYMBOLS
NO MISSING SYMBOL NUMBER

DWG STATUS DATE	STS	REC	N/P	DIB	ZONE	REVISION HISTORY	AUTH	DR	APVD 1	APVD 2
29JN07	R	19	-	-	-	CLEARED REV COL AND REDRAWN TO PDI ALL PARTS - CONN MAT'L SPEC WAS POLYAMIDE COMPOUND & REMOVED MAT'L RECYCLING CODE FROM CONNECTORS	431663	GLG	JAA	RWR
18NOV08	R	20	-	-	-	ALL PARTS - ADDED APPLICATION DATA NOTE, REMOVED ALL REFERENCE TO THE MATERIAL TYPE, MATING COMPONENTS NOTE, PART ACCEPTS NOTE & MATING ASM COLUMNS	436824	VRP	RX	RWR
31AU16	R	21	-	-	-	13828262 - RELEASED	417784	JTV	JTV	MHS
02NO16	R	22	-	-	-	ALL PARTS - DIM J.05 +0.6/-0.45 WAS 3.05 +/-0.25	437786	MHV	ACV	ACV

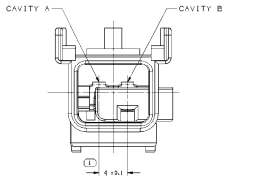

TYPE 102
SAME AS TYPE 101
EXCEPT AS SHOWN

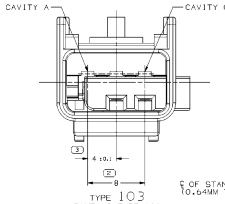

TYPE 103
SAME AS TYPE 101
EXCEPT AS SHOWN

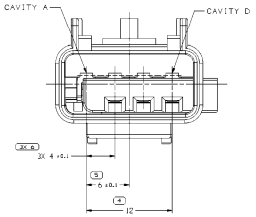

TYPE 104
SAME AS TYPE 101
EXCEPT AS SHOWN

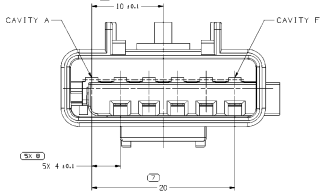

TYPE 105
SAME AS TYPE 101
EXCEPT AS SHOWN

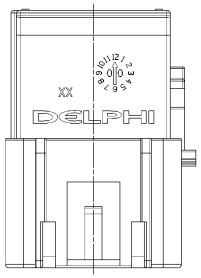

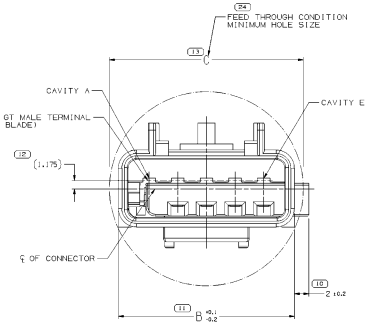

TYPE 101

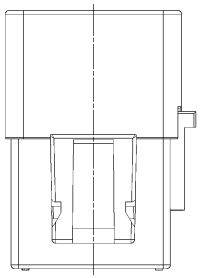

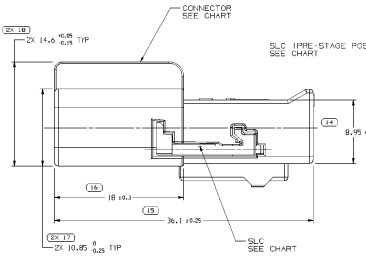

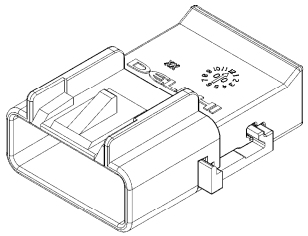

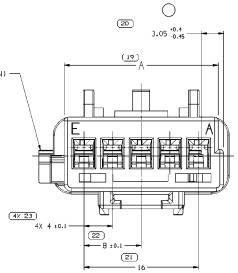

NOTES

1. UNLESS OTHERWISE SPECIFIED AND/OR INDICATED:

   DIMENSIONS ARE TO FACE OF VIEW SHOWN AND AUTOMATICALLY ROUNDED BY COMPUTER FOR INSPECTION (SEE MATH MODEL FOR PRECISE DIMENSIONS). FOR ALL OTHER DIMENSIONS NOT SHOWN BUT REQUIRED FOR TOOL BUILD, SEE MATH MODEL FOR PRECISE TOOL PATH DATA.

2. THIS PRODUCT IS NOT CATEGORIZED AS AN APPEARANCE ITEM. MINOR IMPERFECTIONS INCLUDING, BUT NOT LIMITED TO, FLOW MARKS, COLOR BLEMISHES, GATE VESTIGE, AND SOFT FLASH THAT DO NOT AFFECT THE FIT, FORM, OR FUNCTION OF THE PART ARE PERMISSIBLE PER NAP 4.10-18.

3. FOR APPLICATION DATA SEE THE INDIVIDUAL APPLICATION DRAWINGS.

PART NO	REV	N/P	TYPE	CAVITIES	CONNECTOR	CONNECTOR COLOR	SLC	A	B	C ±0.4
13828262	01	AA	105	6	13828260	YELLOW	15332125/10405354	25.5 ±0.4	28.6	31
15332142/10405352	03	AC	105	6	15332124/10405353	BLACK	15332125/10405354	25.5 ±0.4	28.6	31
15332136/10405346	03	AC	104	4	15332116/10405347	BLACK	15332117/10405348	17.5 ±0.3	20.6	24
15332132/10405342	03	AC	103	3	15332112/10405343	BLACK	15332113/10405344	13.5 ±0.3	16.6	24
15332130/10405339	03	AC	102	2	15332108/10405340	BLACK	15332109/10405341	9.5 ±0.25	12.6	24
15332139/10405349	03	AC	101	5	15332120/10405350	BLACK	15332121/10405351	21.5 ±0.3	24.6	27

STANDARD TOLERANCE									
FROM	0.0	2.50	6.30	10.00	31.50	100	250	630	1000
TO	2.50	6.30	10.00	31.50	100	250	630	1000	4000
TOLERANCE	±0.05	±0.10	±0.15	±0.20	±0.30	±0.50	±0.75	±1.00	±1.50

UNLESS OTHERWISE SPECIFIED
DIMENSIONS ARE IN MILLIMETERS
ANGLES ARE DEGREES
DRAFT ANGLE: 1° MIN
SURFACE FINISH: 1.6 RA
DIMENSIONS ARE DRAWN AT 1:1 INDICATE
DIMENSIONS ARE DRAWN AT 1:1 INDICATE
UNITS ARE DEGREES

20	PROCESS INSPECTION STANDARD	REFERENCE

THIRD ANGLE PROJECTION

DO NOT SCALE

USE MATH DATA

NX

A PRELIMINARY: THE DRAWING THEREON IS FOR SCANNED INFORMATION ONLY. PHYSICAL PARTS ARE NOT AVAILABLE FOR ORDERING.

PART NUMBERS THAT DO NOT HAVE A LINE PRESENT INDICATE THAT PHYSICAL PARTS ARE AVAILABLE FOR ORDERING.

CONTACT ORLANDO SALES TO ASSURE AVAILABILITY OF PARTS.

DWG TYPE: PART DRAWING

STYLE:

VOLUME (CM³):

SCALE (CM):

UNLESS OTHERWISE SPECIFIED
THIS DOCUMENT IS TO BE DISCLOSED, WITH NONE (NO-NA) FROM DELPHI TO THE PARTY NAMED BELOW, AND TO BE UTILIZED FOR THE PURPOSE SPECIFIED BELOW. DISCLOSURE OUTSIDE OF RECIPIENT NOT BY WHOM REPRODUCED, REPRODUCED OR SHOWN REFERENCED.

ALL DIMENSIONS ARE IN MILLIMETERS

MATERIAL: SEE CHART

DELPHI
DELPHI PROVIDED ELECTRICAL/ELECTRONIC ARCHITECTURE

WARNING:
THIS DRAWING IS PROPRIETARY TO DELPHI
COPYRIGHT 1996 DELPHI TECHNOLOGIES INC. ALL RIGHTS RESERVED.
ALL RIGHTS RESERVED.
WARNING:
THIS DRAWING IS THE PROPRIETARY PROPERTY OF DELPHI AND CONTAINS CONFIDENTIAL INFORMATION. THE INFORMATION CONTAINED IN THIS DRAWING IS THE SOLE PROPERTY OF DELPHI. ANY REPRODUCTION IN PART OR WHOLE, OR MANUFACTURE OF ANY DEVICE OR EXHIBIT DISCLOSED HEREIN WITHOUT WRITTEN PERMISSION FROM DELPHI IS PROHIBITED.

		DATE
DR		
APVD1	F/ FISCHER	16DC96
APVD2	R. KOCH	15JN97
APVD3	H. WIS	25SE97
APVD4		
APVD5		

SUBSTANCES OF CONCERN AND RECYCLED
COPYRIGHT FOR DELPHI (DRAFTED)

DRAWING NAME: TAXI ASM CONN M GT 150

DRAWING NUMBER: 15326970

SIZE	SCALE	FRAME NO	SHEET NO	QTY	REV	NOP
AD	5:1	1 OF 1	1 OF 1	R	22	-