SYMBOL DEFINITION			MISSING NUMBERS
THE NUMBER INSIDE THE SYMBOL (...) CORRESPONDS TO THE NUMBER ON THE INSPECTION REPORT FOR THIS DRAWING/PART NUMBER	TOTAL NO. OF SYMBOLS ON DRAWING	3	
	LAST NO. USED	5	

DWG STATUS DATE	STS	REC	N/P	CHG	TOME	REVISION HISTORY	AUTH	DR	APVD 1	APVD 2
30MR99	R	01	-	-		CLEANED REV COLUMN & UPDATED PDM ATTRIBUTES	193683	EFW	003	MF
28DC99	R	02	-	-		12129909 - REVISED MAT'L SPEC	198134	HH	HH	RH
23FE00	R	03	-	-		15383123 - RELEASED	030035	RB	GMC	RH
23FE00	R	04	-	-		ALL PARTS - REVISED & ADDED NOTE	199678	RB	GMC	RH
24MR03	R	05	-	-		15317952 - REVISED MAT'L SPEC	238539	JSR	EDV	JR
07AP11	R	06	-	-		12129909 - REVISED MAT'L SPEC	413891	KDM	JVM	ACM
12JA15	R	07	-	-		33202250 - RELEASED	429620	JVM	JVM	MEA

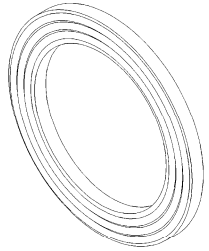

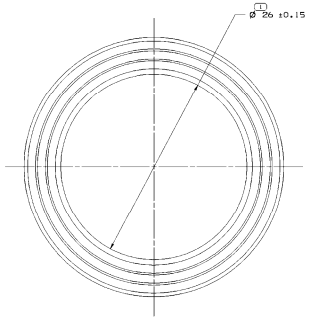

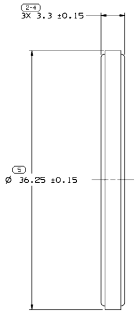

MATERIAL NOTES

1. MUST BE COMPATIBLE WITH ABS POLYCARBONATE AND ACRYLICS.
2. MUST HAVE LOW COMPRESSION SET AND PROVIDE A SEAL AFTER CONDITIONING 85°C IN OVEN FOR 1000 HRS.
3. MUST MEET LOW TORQUE REQUIREMENTS. (12129909, 12110029 AND 33202250 ONLY)

NOTES

1. UNLESS OTHERWISE SPECIFIED AND/OR INDICATED:

   DIMENSIONS ARE TO FACE OF VIEW SHOWN AND AUTOMATICALLY ROUNDED BY COMPUTER FOR INSPECTION (SEE MATH MODEL FOR PRECISE DIMENSIONS). FOR ALL OTHER DIMENSIONS NOT SHOWN BUT REQUIRED FOR TOOL BUILD, SEE MATH MODEL FOR PRECISE TOOL PATH DATA.

2. REFERENCE MATING COMPONENTS OR EQUIVALENT: LAMP SOCKET 15324350
3. FOR P/N 15383123 FOR LUBRICITY USE A PF 125 WACKER SILICONE OR AN EQUIVALENT WITH APPROVAL OF COMPONENT LIAISON, REF 0.5 MILILITERS PER 1000 PIECES.
4. THIS PRODUCT IS NOT CATEGORIZED AS AN APPEARANCE ITEM, MINOR IMPERFECTIONS INCLUDING, BUT NOT LIMITED TO, FLOW MARKS, COLOR BLEMISHES, GATE VESTIGE, AND SOFT FLASH THAT DO NOT AFFECT THE FIT, FORM, OR FUNCTION OF THE PART ARE PERMISSIBLE PER DPNP-4.7-CS-01.
5. THIS PART IS NOT CONTROLLED FOR AUTOMATIC FEEDING.

PART NO	REV	N/P	COLOR	MATERIAL SPEC	VOL CM³
33202250	01	-	GRAY	ELAS EPDM GRAY, POST CHLORINATED FOR LUBRICITY	1.384
15383123	01	AA	BLACK	34090 (EDVL-41 ASTM D-2000, M2BA407 SEE NOTE 3 FOR LUBRICITY	1.384
15317952	02	-	GRAY	RUBBER-ASTM D-2000, M3BA310, A14, B13, C12, F17, Z1, LUBRICATED	1.384
12129909	C6	-	BLACK	ELAS EPDM BLACK, POST CHLORINATED FOR LUBRICITY	1.384
12110029	C3	-	GRAY	RUBBER-ASTM D-2000, M3BA310, A15, B13, C12, F17, Z1, LUBRICATED	1.384

THE DRAWN TOLERANCE FOR SUMMER (MEASURED) PART PHYSICAL PARTS ARE NOT AVAILABLE FOR ORDERING.

PART NUMBERS THAT OR NOT HAVE A LINE PRESENT (MEDIA'S) THAT PHYSICAL PARTS ARE AVAILABLE FOR ORDERING.

CONTACT ENGINE SALES TO ASSURE AVAILABILITY OF PARTS.

DWG TYPE: PART DRAWING

STYLE

VOLUME (IN³): SEE CHART

SCREW CONN

UNLESS OTHERWISE SPECIFIED

THIS DRAWING IS TO HOUSEHOLD WITH USE 10.1M (PPN 1.0) ASTM D-2000 (ISO 1629) AND ISO 1629 COLLOCATION MEANING THAT, DURING FUTURE PURCHASE OF RETURNS ISO 1 BE SHOWS DEPENDENTLY REGARDLESS OF DATUM REFERENCE.

ALL DIMENSIONS ARE IN MILLIMETERS

REFERENCE

THIRD ANGLE PROJECTION

DO NOT SCALE

USE MATH DATA

NX

CS PROCESS INSPECTION STANDARDS

STANDARDS INCORPORATED IN J.J. INSPECTS ARE ACCORDING TO ISO 2768 AND ISO TOLERANCE LIMITS AND DEVIATIONS.

DIMENSIONAL RANGE (MM) | DIFF ±

FROM	0.5	3	0.05	>6	0.80
TO	3	6	0.10	80	

TOLERANCE PLUS TOLERANCE MINUS

REV 1 ISO 2768-1 (ISO 2768-1)

FORMAT TOLERANCE 2A

DELPHI

DELPHI CORPORATION

TROY, MI 48098

COPYRIGHT © 1996 DELPHI AUTOMOTIVE SYSTEMS CORP ITS AFFILIATES. ALL RIGHTS RESERVED.
THIS DRAWING IS THE PROPERTY OF DELPHI CORPORATION AND CONTAINS DETAILED CONFIDENTIAL INFORMATION. THE DRAWING MUST NOT BE DISCLOSED TO THIRD PARTIES OR DUPLICATED IN WHOLE OR IN PART WITHOUT WRITTEN AUTHORIZATION OF DELPHI CORPORATION.

		DATE
DR		
APVD1	OSCAR OCHOA	20DE95
APVD2	MANUEL VEGA	30DE96
APVD3	C.SCHAEFFER	06JA97
APVD4		
APVD5		

SUBSTANCES OF CONCERN AND RECYCLED CONTENT PER DELPHI (DRAFTED)

SCALE(1:1) SEE CHART

DRAWING NAME: TAXI SEAL CONN

DRAWING NUMBER: 12129910

SIZE	SCALE	TRACE NO	SHEET NO	TOT	REV	N/P
A0	5:1	1	1 OF 1	1	R 07	-