SYMBOL DEFINITION		
A DIMENSION WITHOUT AN INSPECTION REPORT SYMBOL ( ) DOES NOT REQUIRE INSPECTION. IT MAY BE CONTROLLED ON THE INDIVIDUAL COMPONENT DRAWING.	TOTAL NO OF INSPECTIONS REQUIRED	12
	LAST NO. USED	11

MISSING SYMBOLS

NO MISSING SYMBOL NUMBER

DWG STATUS DATE	STG	REV	IN/P	CHG	ZONE	REVISION HISTORY	AUTH	DR	APVD 1	APVD 2
16JN03	R	01	-	-		REDRAWN TO PD; ALL PARTS - UPDATED PDM ATTRIBUTES	241764	LDA	FKV	JMP
14OC03	R	02	-	-		12092347 - UPDATED PDM ATTRIBUTES	247376	AMG	AMG	JMP
21OC03	R	03	-	-		ALL PARTS - UPDATED ECL COLUMN OF CHART	247759	FKV	FKV	JMP
10MR05	R	04	-	-		ALL PARTS - REVISED CARRIER DETAILS	265565	ECB	AUB	WTM
04AU10	R	05	-	-		ALL PARTS - MATERIAL SPEC WAS M3617465	411535	AHT	JAW	MMC

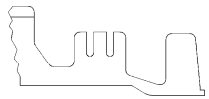

TYPE 102
SAME AS TYPE 101
EXCEPT AS SHOWN

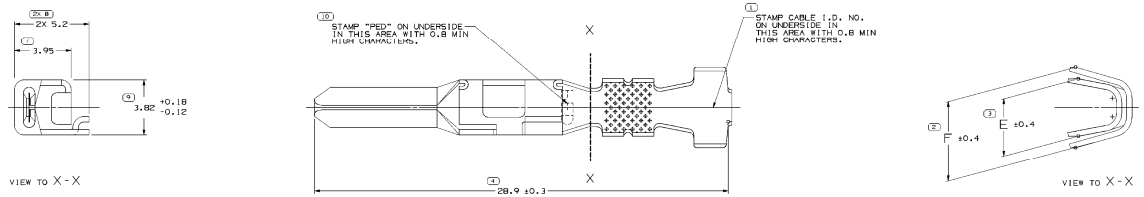

TYPE 101

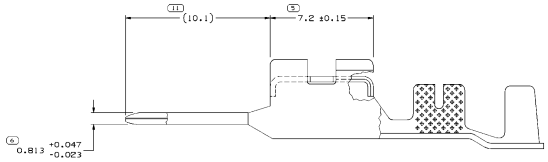

NOTES

1. UNLESS OTHERWISE SPECIFIED AND/OR INDICATED:
   DIMENSIONS ARE TO FACE OF VIEW SHOWN AND AUTOMATICALLY ROUNDED BY COMPUTER FOR INSPECTION (SEE MATH MODEL FOR PRECISE DIMENSIONS). FOR ALL OTHER DIMENSIONS NOT SHOWN BUT REQUIRED FOR TOOL BUILD, SEE MATH MODEL FOR PRECISE TOOL PATH DATA.
2. MATING TERMINAL 12084995 OR EQUIVALENT.
3. * DENOTES DIMENSIONS MADE AT CUT-OFF AND CRIMP DIE.
4. COIN ON INSULATION WING NOT REQUIRED WHEN MATERIAL THICKNESS IS 0.57 OR LESS.
5. MAXIMUM CURRENT CAPACITY IS 25 AMPS.
6. FOR SOLDERABILITY REQUIREMENTS SEE ESO-1503.

PART NO	REV	IN/P	STATUS	MAT'L SPEC	MAT'L SIZE	SIZE (MM²)	DIA	ID	TYPE	E	F
12092349	C4	-	-	M3617465 METL NONFERROUS C42500 1/2 HD	0.381 X 36.12	TWO 0.35	1.69-1.47	222	102	2.7	5.2
12092348	C4	-	-	M3617465 METL NONFERROUS C42500 1/2 HD	0.381 X 36.12	TWO 0.5	2.19-1.69	220	102	3.5	5.8
12092347	C5	-	-	M3617465 METL NONFERROUS C42500 1/2 HD	0.381 X 36.12	TWO 1-0.5	2.42-1.96	217	101	4.2	6.7
12092346	C4	-	-	M3617465 METL NONFERROUS C42500 1/2 HD	0.381 X 36.12	0.5-0.35	2.19-1.47	21	102	2.4	3.8
12092345	C4	-	-	M3617465 METL NONFERROUS C42500 1/2 HD	0.381 X 36.12	1-0.8	2.64-1.96	17	102	2.8	4.4
12092344	C4	-	-	M3617465 METL NONFERROUS C42500 1/2 HD	0.381 X 36.12	3-2	3.65-2.5	13	101	4	5.6

PLATED — CABLE

DWG TYPE	PART DRAWING
STYLE	
VOLUME (CM³)	DRAWN CHKD

UNLESS OTHERWISE SPECIFIED
THIS DOCUMENT IS IN ACCORDANCE WITH ANSI Y14.5M-1994 AS SHOWN ON THE BASIC DIMENSIONS AND TOLERANCING DIAGRAM. THIS IS A SUBJECT TO TOLERANCES AND VALUES OUTSIDE WHICH ARE ALL TRUE AND CORRECT FORM AT THE SPEC. SEE ANSI Y14.5M-1994 FOR ALL DEFINITIONS OF TOLERANCES. DIMENSIONS AND TOLERANCES ARE IN MILLIMETERS. DIMENSIONS POSITION EXCLUDED BY THE BASIC SUPPORTS, REFERENCE OF OTHER INTERFACES.
ALL DIMENSIONS ARE IN MILLIMETERS

REFERENCE	
THIRD ANGLE PROJECTION	DO NOT SCALE / USE MATH DATA

DIMENSIONAL TYPE	MM	SHORT C
FROM	0	>12
TO	12	

TOLERANCE UNLESS OTHERWISE SPECIFIED ±0.2
ANGLE ±0.5
ANGULAR TOLERANCE ±0°

DELPHI	DELPHI PACKARD ELECTRICAL/ELECTRONIC ARCHITECTURE BANGKOK, DH				
DR		DATE			
APVD1	T. NADASKY	01MR89			
APVD2	R.J. BLASKO	31MR89			
APVD3	R. PETROSKY	31MR89			
APVD4					
APVD5					
SUBSTANCES OF CONCERN AND RECYCLED CONTENT PER DELPHI (DRAWING)					
MATERIAL	SEE CHART				
DRAWING NAME	TAXI TERM M ACT 280				
DRAWING NUMBER	12092343				
SIZE	SCALE	FRAME NO	SHEET NO	DIV	REV	IN/P
A0	1011	1 OF 1	1 OF 1	R	05	-