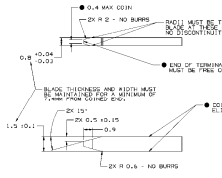

MATERIAL SPECIFICATIONS

RECOMMENDED

BASE METAL - CDA-210, EXTRA SPRING TEMPER

- TIN PLATING (WHERE APPLICABLE TO 125°C MAX CONTINUOUS USAGE): 0.0005X0.0025 MM (200-100 µIN) ELECTROPLATED TIN.
- USAGE OF PLATING TYPES OTHER THAN RECOMMENDED MUST BE APPROVED BY DELPHI PACKARD ELECTRIC SYSTEMS ENGINEERING.

MINIMUMS

ELECTRICAL CONDUCTIVITY - ≥28% IACS AT 20 °C. USE OF A MATERIAL WITH CONDUCTIVITY <28% IACS MUST BE APPROVED BY PACKARD ELECTRIC MATERIALS ENGINEERING.

TENSILE STRENGTH - 430 - 460 MPa

UNDERPLATING FOR TIN PLATING - FOR BASE MATERIALS CONTAINING 10% OR MORE ZINC, AN UNDERPLATE OF COPPER 0.0025 MM (100 µIN) MINIMUM THICK IS REQUIRED.

PROCESSING LUBRICANT - ANY PROCESSING LUBRICANT REMAINING ON TERMINALS MUST NOT VARNISH OR DEGRADE THE ELECTRICAL PERFORMANCE OF THE CONNECTION UP TO A MAXIMUM TEMPERATURE OF 150°C. PROCESSING LUBRICANTS MUST BE APPROVED BY DELPHI PACKARD ELECTRIC SYSTEMS ENGINEERING.

MATING BLADE INFORMATION

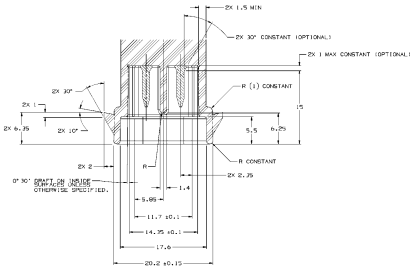

SECTION A-A

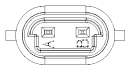

TYPE 102
SAME AS TYPE 101 EXCEPT AS SHOWN

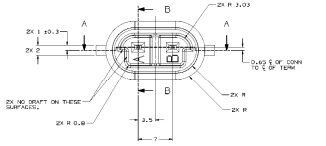

TYPE 101

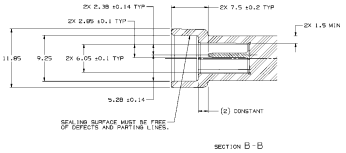

SECTION B-B

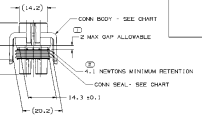

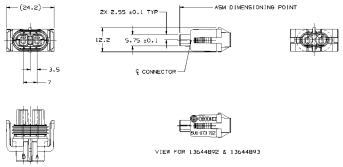

VIEW FOR 13644892 & 13644893

MATING CONNECTOR INFORMATION

SCALE 5:1

INSPECTION SYMBOLS SHOWN IN THESE VIEWS ARE FOR REFERENCE ONLY

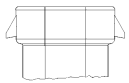

NOTES

1. UNLESS OTHERWISE SPECIFIED AND/OR INDICATED, DIMENSIONS ARE TRUE AS COMPUTED FROM THE AUTOMATICALLY REQUIRED BY COMPUTER FOR INSPECTION USE MATH MODEL FOR PRECISE DIMENSIONS). FOR ALL OTHER DIMENSIONS NOT SHOWN BUT REQUIRED FOR TOOL BUILD, SEE MATH MODEL FOR PRECISE TOOL PATH DATA. ALL BLADE MATH MODEL FOR PRECISE TOOL PATH DATA. ALL BLADE LOCKING FEATURES ARE IDENTICAL
2. WHEN USING THIS INFORMATION FOR A NEW DESIGN, REQUEST THE LATEST COPY OF THIS DRAWING FROM PACKARD ELECTRIC.
3. RECOMMENDED MATERIAL: GLASS REINFORCED NYLON OR POLYESTER.

SYMBOL DEFINITION:		MISSING SYMBOLS
A DIMENSION WITHOUT AN INSPECTION REPORT SYMBOL - DOES NOT REQUIRE INSPECTION. IT MAY BE CONTROLLED ON THE INDIVIDUAL COMPONENT DRAWING.	TOTAL NO OF INSPECTIONS REQUIRED: 2	NO MISSING SYMBOL NUMBER
	LAST NO. USED: 2	

ECN CODE						REVISION HISTORY	DATE	BY	APPD	CHK
DATE	DESCRIPTION	TYPE								
151.0.01	R	R1	-	-	-	CLEARED ECN COLUMN AND REDRAWN TO FS	20SEP95	MARPHC	JR	
1991.0.01	R	R2	-	-	-	ALL PARTS - REMOVED NEW H.L. CONNECTOR NO ALTER CONNECTOR NAME	29JAN96	MUNK	JAN	MARPHC
0.0.0.0.0.1	R	R3	-	-	-	REMOVED CUSTOMER NAMES	25JUN96	ALMAN	JAN	DB
1.0.0.0.0.1	R	R4	-	-	-	ALL PARTS - REMOVED SYMBOLS, UPDATED MODELS, NEW & UPDATED NOTES	29MAR96	JBC	JBC	DB
0.0.0.0.0.1	R	R5	-	-	-	ALL PARTS - RELEASED AND UPDATED FROM PARTS LIST	1.0.0.0.0.1	JTV	JTV	DB
1.0.0.0.0.1	R	R6	-	-	-	12162019 - CONN SEAL WAS 12162020 - ALL PARTS - RUNS APPLICATION DATA NOTE	14.0.0.1	MAC	JAN	MUNK
1.0.0.0.1.0	R	R7	-	-	-	1.0.0.1.0 - RELEASED	1.1.1.0.0.1	JPJ	MAC	MUNK

PART NO. WITH ADHESIVE	REV	N/P	STATUS	PART NO. WITHOUT ADHESIVE	REV	N/P	STATUS	MATING CONN TYPE	CONN	CONN SEAL	TYPICAL CABLE SEAL	SEALING CODE
13.0.4.9.5.3	0.1	-	-	-	-	-	-	-	-	-	-	-
				13.0.4.8.9.2	0.1	A4	-	-	(0)	13.0.4.8.9.1	12.0.5.0.6.5 OR EQUIV.	3
				13.0.4.8.9.3	0.1	A4	-	-	(0)	13.0.4.8.9.0	12.0.5.6.6.1	3
				12.1.6.2.0.1.9	A5	-	-	-	(0)	12.1.4.8.6.0	12.1.0.0.1.2 OR EQUIV.	3
				12.1.6.2.0.1.7	A8	-	-	-	02	12.1.4.8.6.3	12.0.5.6.6.0	3
				12.1.6.2.0.1.8	A8	-	-	-	02	12.1.4.8.6.2	12.0.4.8.0.6 OR EQUIV.	3

NOTES

1. UNLESS OTHERWISE SPECIFIED AND/OR INDICATED, DIMENSIONS ARE TRUE AS COMPUTED FROM THE AUTOMATICALLY REQUIRED BY COMPUTER FOR INSPECTION USE MATH MODEL FOR PRECISE DIMENSIONS). FOR ALL OTHER DIMENSIONS NOT SHOWN BUT REQUIRED FOR TOOL BUILD, SEE MATH MODEL FOR PRECISE TOOL PATH DATA.
2. THIS PRODUCT IS NOT CATEGORIZED AS AN APPEARANCE ITEM, MINOR IMPERFECTIONS INCLUDING, BUT NOT LIMITED TO, TOOL MARKS, SURFACE FINISH, SHRINKAGE, FLASH, SPLAY, WELD LINES, SINK MARKS, GATE MARKS, PART FORM, OR FUNCTION OF THE PART ARE PERMISSIBLE PER DRWP-41.7-CS-01.
3. MAX CABLE O.D. MUST BE LESS THAN 2.43.
4. WHEN PARTS ARE SHIPPED, THEY MUST BE PACKED IN PLASTIC BAGS OR OTHER MATERIAL DESIGNED TO PROTECT THE PARTS FROM DAMAGE.
5. THIS ASM - DOES NOT HAVE A CPA FEATURE.
6. FOR APPLICATION DATA SEE THE INDIVIDUAL APPLICATION DRAWINGS.
7. FOR PART NUMBER WITH ADHESIVE (ADE W/SF1000) OR ADHESIVE REMOVED, CONTACT MATERIALS ENGINEERING TO SLICE CONNECTOR SEAL TO CONNECTOR.

PART DRAWING	
SCALE: 1:1	
UNLESS OTHERWISE SPECIFIED: THIS DRAWING IS THE PROPERTY OF DELPHI PACKARD ELECTRIC SYSTEMS. IT IS LOANED UPON THE EXPRESS AGREEMENT THAT IT WILL NOT BE REPRODUCED, COPIED, OR LENT IN WHOLE OR IN PART WITHOUT THE WRITTEN PERMISSION OF DELPHI PACKARD ELECTRIC SYSTEMS.	
DELPHI PACKARD ELECTRIC SYSTEMS	
PROJECTION: THIRD ANGLE PROJECTION	
SHEET 1 OF 1	
REVISION LEVEL: 0	
DELPHI	
DELPHI PACKARD ELECTRIC SYSTEMS	
CAGE CODE: 0	
DRAWN BY:	
DATE:	
DRAWING NAME: TAXI ASM CONN F MP 150 SLD	
REVISION NAME:	
REVISION LEVEL: 0	
DRAWING NUMBER: 12162019	
SIZE: A(+3)	
SCALE: 2:1	
SHEET 1 OF 1	
REVISION: 0	