| DWG STATUS | | | | | ZONE | REVISION HISTORY | AUTH | DR | APVD 1 | APVD 2 |
|---|---|---|---|---|---|---|---|---|---|---|
| DATE | STG | REV | N/P | CHG | | | | | | |
| 03Au19 | | 01 | | | | Replace of Crimpspecification | | SW | PN | SW |
| 09J120 | | 01 | AA | | | 2x new part no. added | | SW | SW | MP |

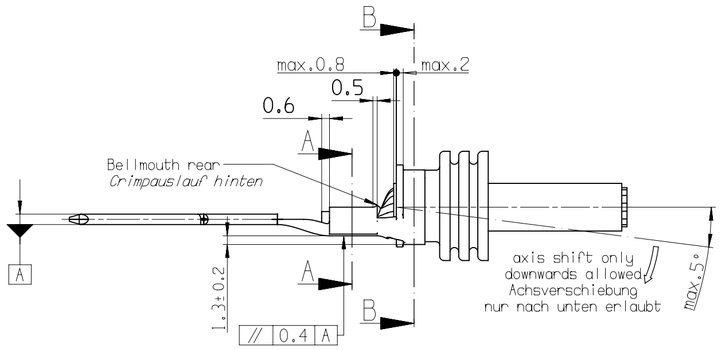


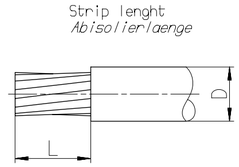


A-A
Wire crimp
*Drahtcrimp*

B-B
Insulation crimp
Type: O-Crimp
*Isolationscrimp*
*Typ: O-Crimp*

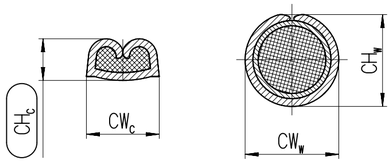


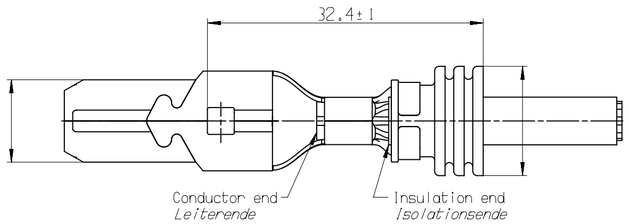


| Part number *Teilenummer* | Crimparea *Crimp-bereich* mm² | Wire size *Kabel-querschnitt* mm² | Type (Wire / Kabel) | D (mm) | $CH_c$±0.05 | $CW_c$+0.2 | ($CH_i$) | $CW_i$ +0.2 -0.1 | Part number *Teilenummer* | Color *Farbe* | Applicator |
|---|---|---|---|---|---|---|---|---|---|---|---|
| | | | | | Wire crimp *Drahtcrimp* | | Insulationcri | | Single Wire Seal *Einzeladerdichtung* | | |
| 35260037 (01AA) | | | | | | | | | | | |
| F885300 (33511806) | | | | | | | | | 10721071 | red/*rot* | |
| 6 017 06 72 (13669775) | | | | | | | | | | | |
| 6 017 03 72 (33504022) | | 10.0 | FLY/FLRY | 5.4-6.5 | 3.3 | 5.45 | 8.60 | 8.9 | | | 6 520 02 22 |
| 6 017 02 72 (13667456) | >6.0-10.0 | | | | | | | | 10889241 | yellow/*gelb* | |
| 6 017 03 71 (10756924) | | | | | | | | | | | |
| 6 017 02 71 (10756638) | | 8.0 | AEX/AVX | 5.3-5.6 | 2.97 | 5.45 | 7.40 | 7.50 | 15327788 | black/*schwarz* | 6 520 02 43 |
| 6 017 01 71 (10724819) | | | | | | | | | | | |
| 35260036 (01AA) | | 6.0 | FLY/FLRY | 4.0-5.0 | 2.80 | | 7.00 | | | | |
| 6 017 06 62 (15503438) | | 5.0 | FLY/FLRY | 3.9-4.9 | 2.70 | | 6.50 | | | | |
| F785300 (33504024) | 4.0-6.0 | | | | | 4.00 | | 7.15 | 15327788 | black/*schwarz* | 6 520 04 20 |
| 6 017 03 62 (33504019) | | AWG10 | GPT/TWP | 3.5-4.7 | 2.55 | | 6.70 | | | | |
| 6 017 03 61 (15340597) | | 4.0 | FLY/FLRY | 3.4-4.4 | 2.40 | | 6.15 | 7.20 | 13546490 | green/*gruen* | |
| | | 6.0 | FLY/FLRY | 4.0-5.0 | 2.80 | | 7.00 | | | | |
| 6 017 02 61 (13985934) | | 5.0 | FLY/FLRY | 3.9-4.9 | 2.70 | | 6.50 | | | | |
| 6 017 02 62 (10756639) | 4.0-6.0 | | | | | 4.00 | | 6.60 | 15327788 | black/*schwarz* | 6 520 02 21 |
| 6 017 01 61 (10724726) | | AWG10 | GPT/TWP | 3.5-4.7 | 2.55 | | 6.70 | | | | |
| | | 4.0 | FLY/FLRY | 3.4-4.4 | 2.40 | | 6.50 | 6.60 | 13546490 | green/*gruen* | |
| 6 017 06 52 (33511722) | | | | | | | | | | | |
| 6 017 02 52 (33511721) | | 4.0 | FLY/FLRY | 3.4-4.4 | 2.65 | 3.40 | 6.10 | 6.00 | | | |
| 6 017 03 51 (10857229) | >2.5-4.0 | | | | | | | | 13546490 | green/*gruen* | 6 520 02 20 |
| 6 017 02 51 (10756637) | | 3.0 | FLY | 3.8-4.1 | 2.50 | 3.40 | 5.60 | 6.00 | | | |
| 6 017 01 51 (10724818) | | | | | | | | | | | |
| 6 017 02 41 (13583876) | >1.5-2.5 | 2.5 | FLRY | 2.7-3.0 | 2.12 | 3.40 | 3.40 | 6.00 | 13756673 | blue/*blau* | 6 520 02 20 |

Notes / *Bemerkungen*

1. Wire extraction force out of the wire crimp see:
   *Ausreisskraft des Leiters aus dem Drahtcrimp siehe:*
   DIN EN 60352-2 Table 1
2. The general Aptiv guidelines apply for terminals with open crimp barrels
   *Es gelten die allg. Aptiv-Richtlinien fuer Kontakte mit offenen Crimphuelsen*
   — 9 902 00 20 Rev. B
3. Wire type / *Leitungstyp*: DIN 72551-6 (FLR) ISO 6722 (FLK)
4. Dimension for part separating / *Masz fuer Teilevereinzelung*
5. The insulation crimp heights are reference values, they are adjust acc. to the application
   Dimensional restrictions of the housing are to be observed
   *Die Isolationscrimphoehen sind Richtwerte und werden gemaess Einsatzfall eingestellt*
   *Maszliche Beschraenkungen des Gehaeuses sind zu beachten.*
6. At waterproof application, the extraction force of the seal out of the insulation crimp, must be greater as the insertion force into the housing
   *Bei wasserdichter Anwendung muss die Auszugskraft der Dichtung aus dem Isolationscrimp groesser sein, als die Bestueckkraft ins Gehaeuse.*
7. Damages of cable insulation or single wire seal is inadmissible.
   Verletzungen der Leitungsisolierung oder Dichtung sind unzulaessig.
8. The single wire seal (SWS) depends on insulation-Ø of the wire not from crimp size of the terminal
   *Die Einzeladerdichtung ist abhaengig vom Isolations-Ø des Kabels nicht vom Crimpbereich des Kontaktes*

Cross references / *Querverweise*

9 Drawing terminal / *Kontaktteilzeichnung*
10 Cavity Drawing / *Kammerzeichnung*
11 Productspecification / *Produktspezifikation*

Symbol key / *Zeichenerklaerung*

12 Functional dimensions / *Funktionsbestimmende Masze* ( )
13 Crossed out part no. only on request
   *Durchgestrichene Teilenummern nur Auf Anfrage*
14 ( ) Assiociated Aptiv part no./*Zugehoerige Aptiv Teilenr.*
15 Only the german language shall be binding
   *Massgebend ist nur der deutsche Text*

DWG TYP
CUSTOMER PART DRAWING

WEIGHT (GR)
VOLUME (CM³)
ROUTING
DISTR CODE

UNLESS OTHERWISE SPECIFIED

GENERAL TOLERANCES
ACCORDING TO:
DIN ISO 2768-fH
Masze ≤0.5 = ±0.05

GD&T
ACCORDING TO:
DIN EN ISO 1101

REFERENCE
9 084 06 00

FIRST ANGLE PROJECTION

DO NOT SCALE
USE MATH DATA

CAD NX

**•APTIV•**

CONNECTION SYSTEMS
Nuremberg, Germany


COPYRIGHT APTIV. ALL RIGHTS RESERVED.

THIS DRAWING IS THE PROPERTY OF APTIV AND CONTAINS APTIV CONFIDENTIAL INFORMATION. THE REPRODUCTION, DISTRIBUTION AND UTILIZATION OF THIS DOCUMENT OR ITS RELATED CAD MATH DATA, AS WELL AS COMMUNICATION OF ANY CONTENT TO OTHERS, WITHOUT EXPRESS AUTHORIZATION, IS PROHIBITED.

DIESE ZEICHNUNG IST EIGENTUM DER FIRMA APTIV UND ENTHAELT APTIV VERTRAULICHE INFORMATIONEN. DIE REPRODUKTION, VERTEILUNG UND NUTZUNG DIESES DOKUMENTES ODER DEREN ZUGEHOERIGEN CAD DATEN, ODER AUCH ALS KOMMUNIKATION VON BELIEBIGEN INHALT ZU ANDEREN, IST OHNE BERECHTIGUNGSPRUEFUNG DURCH DIE APTIV UNZULAESSIG.


| | | DATE |
|---|---|---|
| DR | S.Weiss | 11Jul19 |
| APVD1 | P.Nuetzel | 11Jul19 |
| APVD2 | M.Porte | 11Jul19 |
| APVD3 | | |
| APVD4 | | |
| APVD5 | | |

SUBSTANCES OF CONCERN AND RECYCLED CONTENT PER APTIV 10949001
POTENTIELL GEFAEHRLICHE STOFFE UND REZYKLATANTEIL
GEMAESS APTIV 10949001

MATERIAL

DRAWING NAME
Crimpspecification

Terminal System - 9.5mm DCS1

CUS72

DRAWING NUMBER
10812454

| SIZE | SCALE | FRAME NO | SHEET NO | STG | REV | N/P |
|---|---|---|---|---|---|---|
| A2 | 10:1 | 1 OF 1 | 1 OF 3 | R | 01 | AA |