

TYPE 101  
SCALE 4:1

TYPE 105  
SAME AS TYPE 101  
EXCEPT NO. 5000

TYPE 102  
SAME AS TYPE 101

TYPE 106  
SAME AS TYPE 105

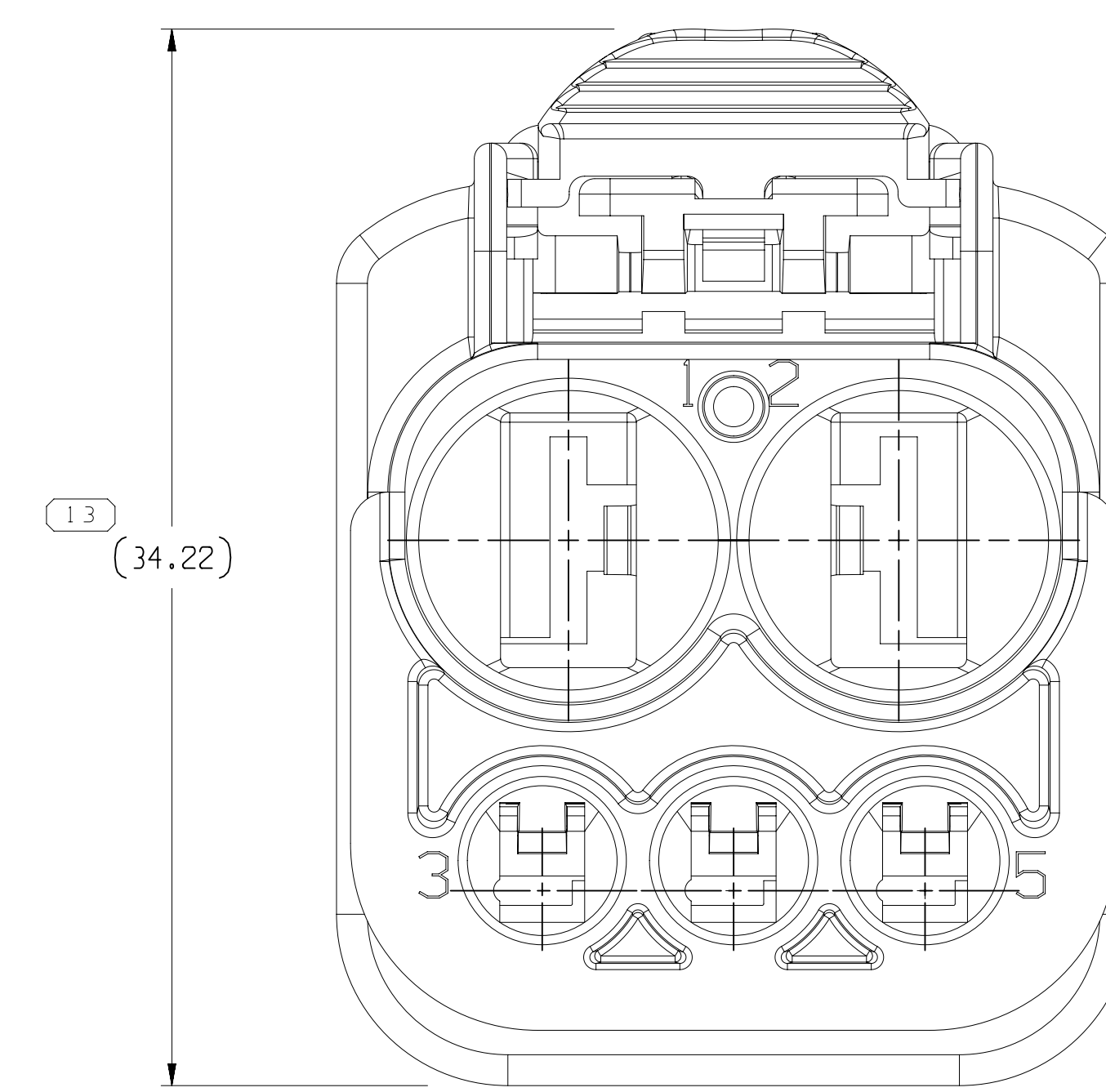
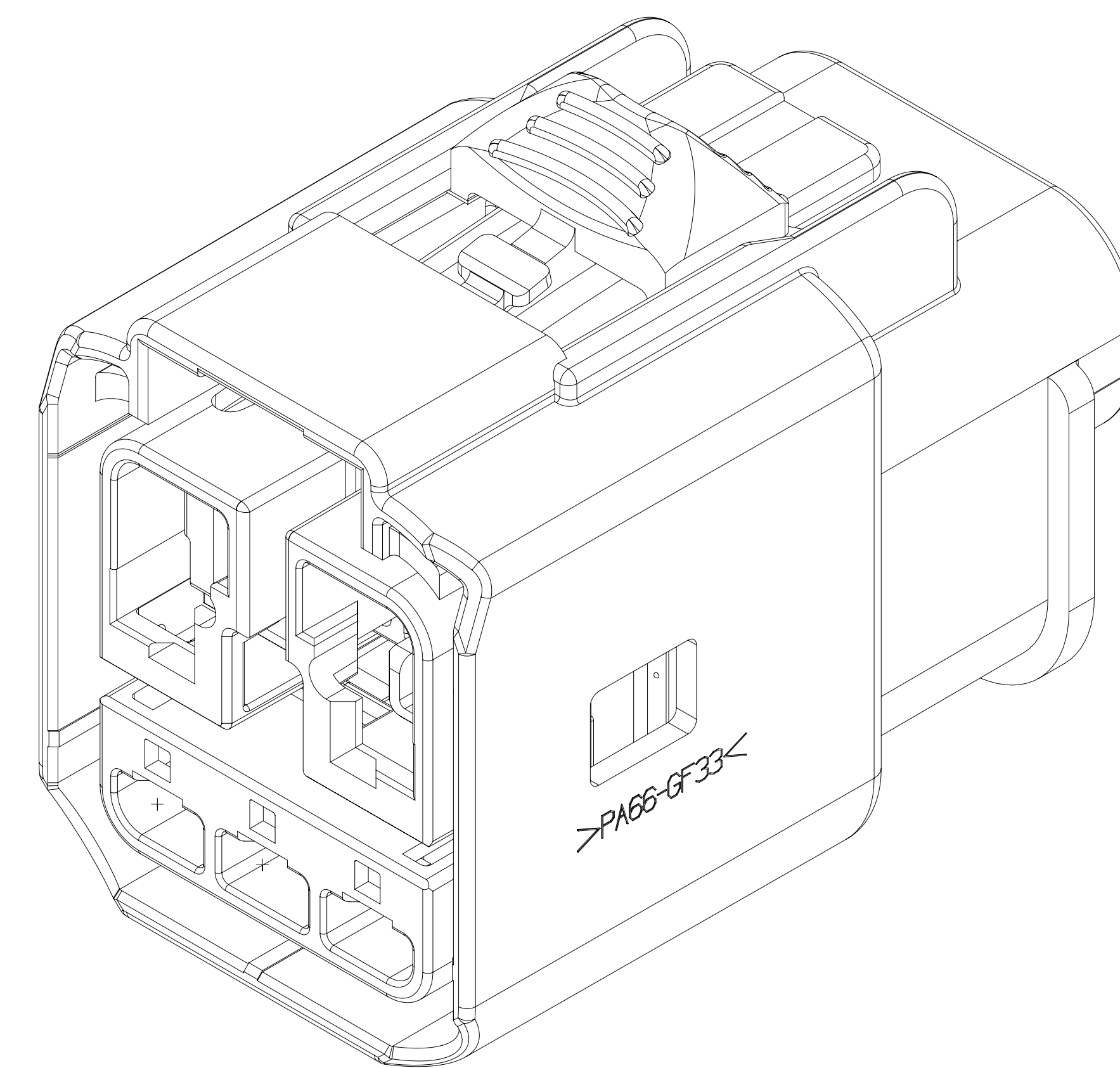
TYPE 103  
SAME AS TYPE 101  
EXCEPT AS SHOWN


TYPE 107  
SAME AS TYPE 105  
EXCEPT AS SHOWN

TYPE 104  
SAME AS TYPE 101

TYPE 108  
SAME AS TYPE 105

Technical drawing of the PLR (PRE-STAGE) component, showing a cross-section of the main body and a detailed view of the top flange. The main body is labeled "PLR (PRE-STAGE)" with a dimension of 0.7 ±0.15. The top flange is labeled "CPA (PRE-STAGE)" with a dimension of 6.79 ±0.35. A small detail view of the flange is shown with a dimension of 12.



SYMBOL DEFINITION		
A DIMENSION WITHOUT AN INSPECTION REPORT SYMBOL  DOES NOT REQUIRE INSPECTION. IT MAY BE CONTROLLED ON THE INDIVIDUAL COMPONENT DRAWING.	TOTAL NO OF INSPECTIONS REQUIRED	7
	LAST NO. USED	13

MISSING SYMBOLS
2-8

DWG STATUS					ZONE	REVISION HISTORY	AUTH	PR	APPROV
DATE	STG	REV	N/P	CHK					
010E18	R	01	-		WAS PE36942I AND RELEASED PART DRAWING	440381	NKS	RRR/DJO	
010C18	R	02	-		3519566-72 - REVISED "TYPE" LABEL: 3519566-72 - REMOVED DIM 2X (1,41): ALL PARTS - UPDATED NO APPEARANCE NOTE	441042	LXA	JAA/DJO	
245E19	R	03	-		ALL PARTS - 6.79 & 0.35 WAS 6.79; 3519565, 72 - UPDATED PART AVAILABILITY	950082	AHY	AHY/DJO	
23N20E	R	04	-		ALL PARTS - PSD WAS AND ADDED BEFORE TERMINAL ASSEMBLY NOTES 3519566 - UPDATED PART AVAILABILITY	951834	L00	JAA/DJO	

1. UNLESS OTHERWISE SPECIFIED AND/OR INDICATED:  
DIMENSIONS ARE TO FACE OF VIEW SHOWN AND  
AUTOMATICALLY ROUNDED BY COMPUTER FOR INSPECTION  
(SEE MATH MODEL FOR PRECISE DIMENSIONS), FOR ALL  
OTHER DIMENSIONS NOTHING IS REQUIRED FOR TOOL  
BUILD, SEE MATH MODEL FOR PRECISE TOOL PATH DATA.
2. PART IS MANUFACTURED TO GEOMETRIC TOLERANCES. CENTERLINE  
DIMENSIONS ARE FOR REFERENCE ONLY.
3. SEALING CODE 4 - DESIGN WILL MEET REQUIREMENTS OF SAE/USCAR-2  
CONNECTOR SYSTEM ENVIRONMENTAL TEST FLOWCHART  
(PRESSURE/VACUUM AND SUBMERSION).
4. THIS PRODUCT IS NOT CATEGORIZED AS AN APPEARANCE ITEM, MINOR  
INTERFERENCE INCLUDING DISCREPANCIES IN DIMENSIONAL MARKS, COAT  
BLEMISHES, GATE VESTIGES, AND SOFT FLAKH THAT DO NOT AFFECT THE  
FIT, FORM, OR FUNCTION OF THE PART ARE PERMISSIBLE PER EIAE-4-C.3C.5.
5. FOR APPLICATION DATA SEE THE INDIVIDUAL APPLICATION DRAWINGS.
6. BEFORE TERMINAL ASSEMBLY VERIFY THAT PLD IS ON THE PRE-STATE  
POSITION OF THE CONNECTOR, IF NOT, RETURN PLD TO PRE-STATE POSITION

<p>A LINE DRAWING THROUGH A PART NUMBER INDICATES THAT PHYSICAL PARTS ARE NOT AVAILABLE FOR ORDERING.</p> <p>PART NUMBERS THAT DO NOT HAVE A LINE PRESENT INDICATE THAT PHYSICAL PARTS ARE AVAILABLE FOR ORDERING.</p> <p>CONTACT ACTIV SALES TO ASSURE AVAILABILITY OF PARTS.</p>	
<p>DWG TYPE</p> <p>PART DRAWING</p>	
<p>STYLE</p>	
<p>VOLUME (CM<sup>3</sup>)</p>	<p>DISTR CODE</p> <p>D</p>

# • A P T I V •

## CONNECTION SYSTEMS

Chennai, India

CORPORATE 2018 APPTV ALL RIGHTS RESERVED.

THIS DOCUMENT IS THE PROPERTY OF ACTIV AND CONTAINS APPTV CONFIDENTIAL INFORMATION. THE REPRODUCTION, DISTRIBUTION OR UTILIZATION OF ANY PART OF THIS DOCUMENT WITHOUT THE WRITTEN PERMISSION OF ACTIV IS STRICTLY PROHIBITED. ANY DISSEMINATION OR RE-USE OF THIS INFORMATION WITHOUT THE WRITTEN PERMISSION OF ACTIV IS PROHIBITED.

		DATE	
DR			
APPTV	S. NAVEEN		01/SE/18
APPTV	R. RAMASWAMY		01/SE/18
APPTV	DEKANTAN DAVID J		01/SE/18
APPTV			
SUBSISTENCE OF COINTEGRATED AND RECYCLED (CONTAINS APPTV APPTV) (APPTV)			

APPTV  
SECHART

DRAWING NAME					
YAKSI AMN CONN C 5 1 I 5					
TAXI AREA C 6 3 SLD					
DRAWING NUMBER					
35199573					
SIZE	SCALE	1	FRAME NO	SHEET NO	S/D REV
A4	1:1	1	OF 2	1	R 04

DRAWING NUMBER							
35199573							
SIZE	SCALE	FRAME NO	SHEET NO	STD	REV	N/P	
A1x3	5:1	2 OF 2	1 OF 1	R	04	-	

35199572	01	AC	10	35199562	35199564	35127931	55190906	2WAY
35199571	01	AC	107	35199561	35199561	35127931	55190906	2WAY
35199570	01	AC	106	35199560	35199564	35127931	55190906	2WAY
35199569	01	AC	105	35199559	35199564	35127931	55190906	2WAY
35199568	01	AC	104	35199558	35199564	35127931	55190906	2WAY
35199567	01	AC	103	35199557	35199564	35127931	55190906	2WAY
35199566	01	AC	102	35199556	35199564	35127931	55190906	5WAY
35199565	01	AC	101	35199555	35199564	35127931	55190906	5WAY
PART NO	REV	N/P	TYPE	CONNECTOR	PLR	SEAL CONN	CPA	5WAY/2WAY

		(N/A)		PROCESS SENSITIVE DIMENSIONS					
				DIMENSIONS ENCLOSED IN ( ) INDICATE REFERENCE DIMENSIONS AND NO TOLERANCE LIMITS ARE ESTABLISHED					
DIMENSIONAL RANGE (MM)				CHARACTERISTICS					
FROM	TO	> 20	> 30	> 70	> 100	> 150	> 200	> 250	> 300
		20	30	70	100	150	200	250	300
				TOLERANCE LIMITS SPECIFIED					
		+0.15	+0.2	+0.3	+0.4	+0.5	+0.6	+0.8	+1
				ANGULAR TOLERANCE					

ALL DIMENSIONS ARE IN MILLIMETERS

REFERENCE

THIRD ANGLE  
PROJECTION

DO NOT  
SCALE

USE MATH  
DATA

CAD

NX