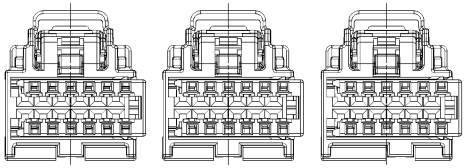
SYMBOL DEFINITION		
A DIMENSION WITHOUT AN INSPECTION REPORT SYMBOL (□) DOES NOT REQUIRE INSPECTION. IT MAY BE CONTROLLED ON THE INDIVIDUAL COMPONENT DRAWING.	TOTAL NO OF INSPECTIONS REQUIRED	5
	LAST NO. USED	5

MISSING SYMBOLS
NO MISSING SYMBOL NUMBER

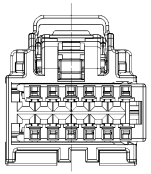
ENG STATUS					ZONE	REVISION HISTORY	AUTH	DR	APVD/APVD
DATE	STR	MD	N/P	DIB					1 2
07JL13	R	01	-	-		ALL PARTS - RELEASED	423367	CTH	CTH CTH
18NO14	R	02	-	-		33104387 & 33104389 AVAILABLE	428258	LDS	LDS LDS M
08AP16	R	03	-	-		ALL PARTS - PSD WAS DIM 3 - 119.67)	432672	DSL	DSL DSL
09SE16	R	04	-	-		33104396 - UPDATED PART AVAILABILITY	434183	AAK	CDP AAK
25OC16	R	05	-	-		33104387, 33104389, 33104390, 33104391 & 33104395 - OBSOLETE AND ADDED *REPLACED BY COLUMN* INFO & 35016618, 35016611, 35016612, 35016613, 35016615 & 35016616 - RELEASED	434675	RLB	RLB RLB HH
11JA17	R	06	-	-		33104395, 33104394, 33104391, 33104390, 33104389 & 33104387 - REINSTATED	435367	HH	ERG HH
22FEB	R	07	-	-		33104387, 33104389-91, 33104394-95 - OBSOLETE	439137	KDH	HH HH



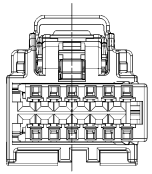
TYPE 102
SAME AS TYPE 101
EXCEPT AS SHOWN

TYPE 111
SAME AS TYPE 102
EXCEPT AS SHOWN

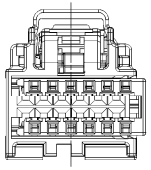
TYPE 112
SAME AS TYPE 101
EXCEPT AS SHOWN



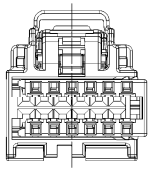
TYPE 103
SAME AS TYPE 101
EXCEPT AS SHOWN



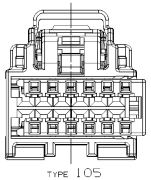
TYPE 110
SAME AS TYPE 103
EXCEPT AS SHOWN



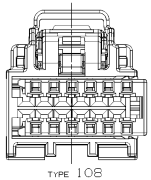
TYPE 104
SAME AS TYPE 101
EXCEPT AS SHOWN



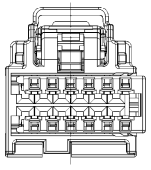
TYPE 109
SAME AS TYPE 104
EXCEPT AS SHOWN



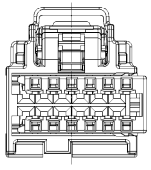
TYPE 105
SAME AS TYPE 101
EXCEPT AS SHOWN



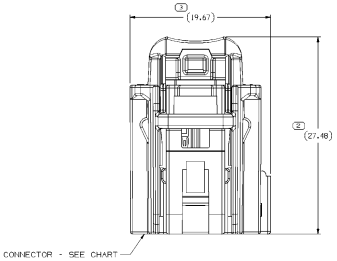
TYPE 108
SAME AS TYPE 105
EXCEPT AS SHOWN

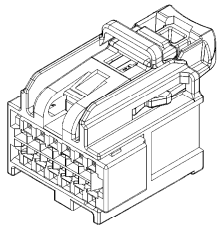


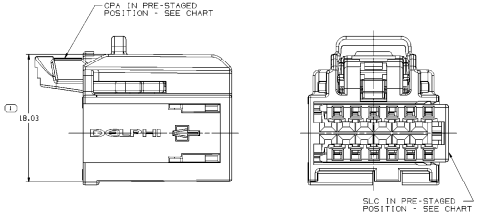
TYPE 106
SAME AS TYPE 101
EXCEPT AS SHOWN



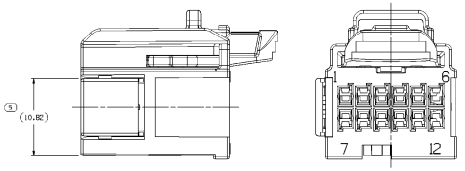
TYPE 107
SAME AS TYPE 106
EXCEPT AS SHOWN

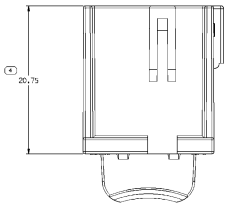






TYPE 101





	35016616	01	-	112	A	35013130	35013132	15526971		-
	35016615	01	-	111	B	35013128	35013132	15526971		-
	35016613	01	-	110	C	35013158	35013132	15526971		-
	35016612	01	-	109	D	35013157	35013132	15526971		-
	35016611	01	-	108	E	35014081	35013132	15526971		-
	35016608	01	-	107	F	35014080	35013132	15526971		-
	33104395	01	AD	106	F	13862044	13781416	15526971		35016608
	33104394	01	AD	105	E	13862243	13781416	15526971		35016611
	33104395	01	AD	104	D	13862242	13781416	15526971		35016612
	33104390	01	AE	103	C	13862241	13781416	15526971		35016613
	33104389	01	AE	102	B	13780796	13781416	15526971		35016615
	33104387	01	AE	101	A	13780783	13781416	15526971		35016616
	PART NO	REV	N/P	TYPE	USCAR TYPE	CONNECTOR	SLC	CPA		REPLACE BY

NOTES

1. UNLESS OTHERWISE SPECIFIED AND/OR INDICATED:

   DIMENSIONS ARE TO FACE OF VIEW SHOWN AND AUTOMATICALLY ROUNDED BY COMPUTER FOR INSPECTION (SEE MATH MODEL FOR PRECISE DIMENSIONS). FOR ALL OTHER DIMENSIONS NOT SHOWN BUT REQUIRED FOR TOOL BUILD, SEE MATH MODEL FOR PRECISE TOOL PATH DATA.

2. THIS PRODUCT IS NOT CATEGORIZED AS AN APPEARANCE ITEM. MINOR IMPERFECTIONS INCLUDING, BUT NOT LIMITED TO, FLOW MARKS, COLOR BLEMISHES, GATE VESTIGE, AND SOFT FLASH THAT DO NOT AFFECT THE FIT, FORM, OR FUNCTION OF THE PART ARE PERMISSIBLE PER DPNP-4.7-CS-01.

3. THIS PART IS NOT CONTROLLED FOR AUTOMATIC FEEDING.

4. TO ASSURE CORRECT TERMINAL POSITION, AN ELECTRICAL TEST HOLDER APPROVED BY BOTH THE DELPHI PACKARD NORTH AMERICA PRODUCT LINE ENGINEER AND ASSEMBLY TOOLING BUSINESS UNIT MUST BE USED. FAILURE TO USE AN APPROVED TEST HOLDER MAY RESULT IN UNSEATED TERMINALS.

5. FOR APPLICATION DATA SEE THE INDIVIDUAL APPLICATION DRAWINGS.

6. ISL CLOSING FORCE 45 N MAX WITH ALL PROPERLY ASSEMBLED TERMINALS.

THE DRAWN FEATURES FORM SUBJECT MATTER THAT PHYSICAL PARTS ARE NOT AVAILABLE FOR GRIPPING.

PART NUMBERS THAT OR SET NAME A LINE PRESENT INDICATE THAT PHYSICAL PARTS ARE AVAILABLE FOR ORDERING.

CONTACT DELPHI SALES TO ASSESS AVAILABILITY OF PARTS.

DWG TYPE: PART DRAWING

STYLE

RELEASE STATE: DESIGN OWNER:

UNLESS OTHERWISE SPECIFIED
DATA ACCURACY IS TO BE ASSESSED WITH ONE TO ONE MFG. PART. ALL DIMENSIONS ARE IN MILLIMETERS. GEOMETRIC TOLERANCING PER ASME Y14.5M-1994 FEATURES KEY BY SHAPE APPROVED BY DATUM REFERENCES.

ALL DIMENSIONS ARE IN MILLIMETERS

4 PROCESS SENSITIVE DIMENSION

DIMENSIONS ESTABLISHED AT 2 LEVEL(S) OF ASSEMBLY. ALL OTHERS AS TOLERANCE LIMITS ARE STATISTICAL

STANDARD GENERAL PURPOSE TOLERANCES (UNLESS OTHERWISE SPECIFIED)

CLASS	FI								
FROM	0.5	3.20	6.30	30	120	315	1000	2000	3150
TO	3.20	6.30	30	120	315	1000	2000	3150	4000
FI	0.05	0.05	0.10	0.15	0.20	0.30	0.40	0.50	0.60
MI	0.10	0.10	0.15	0.20	0.30	0.40	0.50	0.60	0.70
CO	0.20	0.20	0.30	0.40	0.60	0.80	1.00	1.20	1.40

THIRD ANGLE PROJECTION

DO NOT SCALE

USE MATH DATA

THIS DRAWING IS THE PROPRIETARY PROPERTY OF DELPHI PACKARD ELECTRIC SYSTEMS AND IS NOT TO BE REPRODUCED OR COPIED WITHOUT WRITTEN PERMISSION. IT IS LOANED SUBJECT TO THE AGREEMENT THAT ITS CONTENTS WILL NOT BE DISCLOSED OR USED IN WHOLE OR IN PART WITHOUT WRITTEN PERMISSION.

DELPHI

DELPHI PACKARD ELECTRICAL/ELECTRONIC ARCHITECTURE

COPYRIGHT 2016 DELPHI TECHNOLOGIES PLC AND/OR ITS AFFILIATES. ALL RIGHTS RESERVED.

DR	DATE
APVD1 CINTHYA F	25JL13
APVD2 CINTHYA F	25JL13
APVD3 CINTHYA F	25JL13
APVD4	
APVD5	

SUBSTANCES OF CONCERN AND RECYCLED

COPYRIGHT FOR DELPHI (REMOVED)

MATERIALS
SEE CHART

DRAWING NAME

TAXI ASM CONN 12 F 0.64 OCS CPA

DRAWING NUMBER

33108619

SIZE	SCALE	TRANS BY	SHEET NO	QTY	REV	N/P
AD	5:1		1 OF 1	1	R	07 -