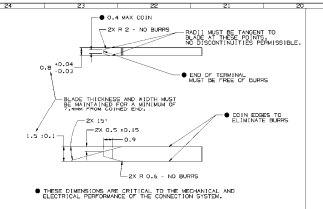

MATERIAL SPECIFICATIONS

RECOMMENDED

BASE METAL - CDA-210, EXTRA SPRING TEMPER

- TIN PLATING (WHERE APPLICABLE TO 125°C MAX CONTINUOUS USAGE): 0.0005#0.0025 MM (200#100 µIN) ELECTROPLATED TIN.
- USAGE OF PLATING TYPES OTHER THAN RECOMMENDED MUST BE APPROVED BY DELPHI PACKARD ELECTRIC SYSTEMS ENGINEERING.

MINIMUMS

ELECTRICAL CONDUCTIVITY - ≥28% IACS AT 20 °C. USE OF A MATERIAL WITH CONDUCTIVITY <28% IACS MUST BE APPROVED BY PACKARD ELECTRIC MATERIALS ENGINEERING.

TENSILE STRENGTH - 430 - 460 MPa

UNDERPLATING FOR TIN PLATING - FOR BASE MATERIALS CONTAINING 10% OR MORE ZINC, AN UNDERPLATE OF COPPER 0.0025 MM (100 µIN) MINIMUM THICK IS REQUIRED.

PROCESSING LUBRICANT - ANY PROCESSING LUBRICANT REMAINING ON TERMINALS MUST NOT VARNISH OR DEGRADE THE ELECTRICAL PERFORMANCE OF THE CONNECTION UP TO A MAXIMUM TEMPERATURE OF 150°C. PROCESSING LUBRICANTS MUST BE APPROVED BY DELPHI PACKARD ELECTRIC SYSTEMS ENGINEERING.

MATING BLADE INFORMATION

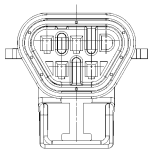

TYPE 102
SAME AS TYPE 101
EXCEPT AS SHOWN

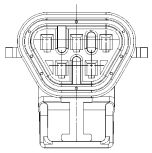

TYPE 103
SAME AS TYPE 101
EXCEPT AS SHOWN

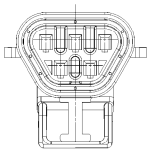

TYPE 104
SAME AS TYPE 103
EXCEPT AS SHOWN

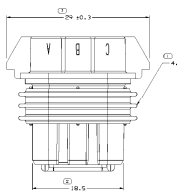

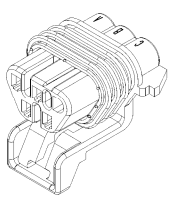

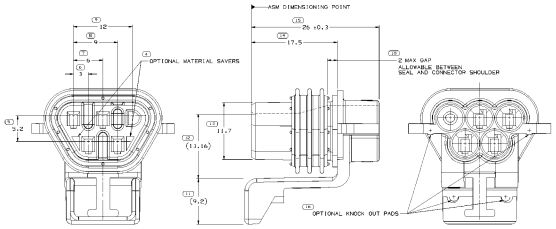

TYPE 101

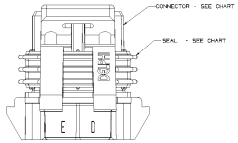

NOTES

1. UNLESS OTHERWISE SPECIFIED AND/OR INDICATED:
   DIMENSIONS ARE TO FACE OF VIEW SHOWN AND AUTOMATICALLY ROUNDED BY COMPUTER FOR INSPECTION (SEE MATH MODEL FOR PRECISE DIMENSIONS). FOR ALL OTHER DIMENSIONS NOT SHOWN BUT REQUIRED FOR TOOL BUILD, SEE MATH MODEL FOR PRECISE TOOL PATH DATA.
2. WHEN PARTS ARE SHIPPED THEY MUST BE PACKED IN PLASTIC BAGS OR SHIPPING CONTAINERS MUST BE LINED WITH PLASTIC LINERS. BAGS OR LINERS MUST BE SEALED TO KEEP OUT FOREIGN MATTER.
3. SEALING CODE 3 - DESIGN KIT: HAND SAY FOR HAD IMMERSION
   ESX-444 (RUSTMAP-JACK),ESX-710 (METR-JACK), ESX-444 (RUSTMAP-JACK),ESX-710 (METR-JACK), ESX-650 (UNDERWOOD MICRO-PACK), C-406A (UNDERWOOD MICRO-PACK) WHEN MATED TO MATING PART OR EQUIVALENT
4. MAXIMUM CABLE DIAMETER 2.8 MM.
5. THIS PRODUCT IS NOT CATEGORIZED AS AN APPEARANCE TYPE. MINOR IMPERFECTIONS SUCH AS SCRATCHES, DENTS, DISCOLORATION, FLASH OR MOLDING MARKS, WHICH DO NOT INTERFERE WITH THE FIT, FORM, OR FUNCTION OF THE PART ARE PERMISSIBLE PER DRWP-4.7-C5-01.
6. FOR APPLICATION DATA SEE THE INDIVIDUAL APPLICATION DRAWINGS.

PART NO	REV	W/P	STATUS	CAVITY BLOCKED	TYPE	CONNECTOR	SEAL	REPLACEMENT P/N
12146047	AZ	-	-	C	101	12146044 NYLON 66 BLACK	12092843	-
12146041	AS	-	-	-	105	12146043 NYLON 66 RED GRAY	12092843	-
12146042	AT	-	OBSOLETE	NONE	105	12146043 NYLON 66 GRAY	12092843	-
12146049	A	-	OBSOLETE	NONE	104	12146048 NYLON 66 GRAY	12092843	12146045
12129031	B	-	OBSOLETE	NONE	104	12129031 NYLON 6,6 NAT	12092843	12146045
12092842	C	-	OBSOLETE	C	101	12092839 NYLON 6,6 RED GRAY	12092843	12146045
12092841	C	-	OBSOLETE	C	101	12092839 NYLON 6,6 BLACK	12092843	12146047

DIMENSION NUMBER	TOOL BUILD TOLERANCE
.75	±0.04
.80	±0.12
.85	±0.12
.63	±0.12
.28	±0.12
.21	±0.12

SYMBOL DEFINITION	MISSING SYMBOLS
A DIMENSION WITHOUT AN INSPECTION REPORT SYMBOL DOES NOT REQUIRE INSPECTION. IT MAY BE CONTROLLED ON THE PROTOTYPICAL COMPONENT DRAWING.	TOTAL NO OF INSPECTIONS REQUIRED: 89
	LAST NO. USED: 80
	NO MISSING SYMBOL NUMBER

ZONE	REVISION HISTORY	DATE	BY	APPROVED
17,APR	R 81	CHANGED REVISION COLUMN, REDRAWN TO PS ONE SPACING FOR STRUNDING	26,NOV,96	KAN/BRG
27,JUN	R 82	27,MAY,97	27,MAY,97	KAN/BRG
1,OCT,97	R 83	ALL ACTIVE PARTS - UPDATE CONNECTOR AND SEAL APPLICATION DATA NOTE	1,OCT,97	KAN/BRG

NOTES

1. UNLESS OTHERWISE SPECIFIED AND/OR INDICATED:
   DIMENSIONS ARE TO FACE OF VIEW SHOWN AND AUTOMATICALLY ROUNDED BY COMPUTER FOR INSPECTION (SEE MATH MODEL FOR PRECISE DIMENSIONS). FOR ALL OTHER DIMENSIONS NOT SHOWN BUT REQUIRED FOR TOOL BUILD, SEE MATH MODEL FOR PRECISE TOOL PATH DATA.
   ALL RADII 1.4 MAX.
   DRAFT IS 1° MAX ON ALL OUTSIDE SURFACES
   TERMINALS ARE IDENTICAL.
   SEALS ARE IDENTICAL.
2. WHEN USING THIS INFORMATION FOR A NEW DESIGN, REQUEST THE LATEST COPY OF THIS PRINT FROM PACKARD ELECTRIC.

RECOMMENDED MATERIAL: GLASS REINFORCED NYLON OR POLYESTER.

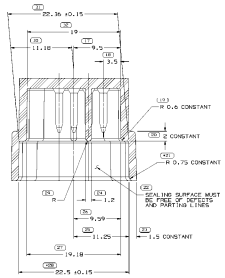

SECTION A - A

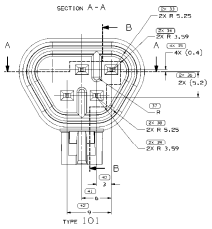

TYPE 101

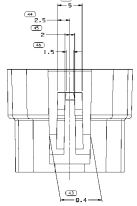

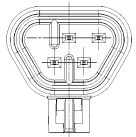

TYPE 102
SAME AS TYPE 101
EXCEPT AS SHOWN

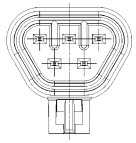

TYPE 104
SAME AS TYPE 103
EXCEPT AS SHOWN

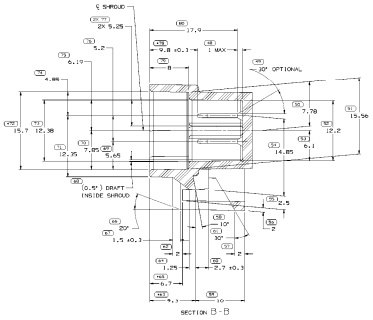

SECTION B - B

MATING CONNECTOR INFORMATION

MATERIAL	PART DRAWING
FINISH	
DRAWN BY	DATE DRAWN
UNLESS OTHERWISE SPECIFIED	

THIS DRAWING IS THE PROPERTY OF DELPHI PACKARD ELECTRIC SYSTEMS. IT IS TO BE USED ONLY FOR THE PURPOSE FOR WHICH IT IS LOANED. IT MUST BE RETURNED UPON REQUEST. REPRODUCTION IN WHOLE OR IN PART IS PROHIBITED.

DELPHI	
BUILT PACKARD ELECTRICAL/ELECTRONIC PROTECTORS	
CHANGE NO.	
DATE	DRAWN BY
PROD. ENGINEERING	
PROD. MANUFACTURING	
PROD. PURCHASING	
PROD. QUALITY	
PROD. SALES	
PROD.	
PROD.	
DIMENSIONS OF PROTECTOR ARE BASED ON CONTACT PACKAGING (PRINTED)	
SEE CHART	
REVISION NAME	TAXI ASM CONN F MP 150 SLD
REVISION NUMBER	12092848
SIZE	CODE IDENT NO.
A(4)	541
SCALE	SHEET 1 OF 2

DIMENSIONS PRINTED ON THIS DRAWING ARE FOR REFERENCE ONLY.	
1 2 3 4 5 6 7 8 9 10 11 12 13 14 15 16 17 18 19 20 21 22 23 24	
25 26 27 28 29 30 31 32 33 34 35 36 37 38 39 40 41 42 43 44 45 46 47 48 49 50 51 52 53 54 55 56 57 58 59 60 61 62 63 64 65 66 67 68 69 70 71 72 73 74 75 76 77 78 79 80 81 82 83 84 85 86 87 88 89 90 91 92 93 94 95 96 97 98 99 100	
THIRD ANGLE PROJECTION	SCALE NONE
DATE	NEXT ASSY

12092848

84850S1