SYMBOL DEFINITION		
A DIMENSION WITHOUT AN INSPECTION REPORT SYMBOL (□) DOES NOT REQUIRE INSPECTION. IT MAY BE CONTROLLED ON THE INDIVIDUAL COMPONENT DRAWING.	TOTAL NO OF INSPECTIONS REQUIRED	58
	LAST NO. USED	34

MISSING SYMBOLS

NO MISSING SYMBOL NUMBER

DWG STATUS DATE	STS	REC	N/P	DIB	ZONE	REVISION HISTORY	AUTH	DR	APVD	APVD 1	APVD 2
31JL13	R	31	-	-		RELEASED PART DRAWING	422962	AHY	AHY	COL	
27JA14	R	32	-	-		ALL PARTS - UPDATED PDM ATTRIBUTES	425254	AHY	AHY	COL	M
27FE14	R	33	-	-		ALL PARTS - 9.13 WAS 9.6)	425718	MOS	MOS	JOL	JPV
16DE14	R	34	-	-		ALL PARTS - REVISED GRAPHICS AND DIMENSIONING & ADDED SEALING CODE, DESIGNED WITHOUT CPA AND CABLE TIE FORCE NOTES	428370	MOS	MOS	JOL	JPV
12MY15	R	35	-	-		ALL PARTS - ADDED TYPE INFO ON CHART, UPDATED CONN, SLC, LOCK MECH ASST GEAR "LEFT" AND "RIGHT" TO THE LATEST REV	429536	CBO	CBO	JOL	JPV
21JL15	R	36	-	-		ALL PARTS - UPDATED CONN, LOCK MECH ASST GEAR LEFT AND RIGHT TO THE LATEST REV	430293	AHY	PLG	RLG	
10AU15	R	37	-	-		33276630 - 33 - RELESED	430407	AHY	PLG	RLG	L
17NO15	R	38	-	-		ALL PARTS - UPDATED PDM ATTRIBUTES	431438	AHY	AHY	DJS	
25FE17	R	39	-	-		ALL PARTS - UPDATED PDM ATTRIBUTES	435792	MOS	MOS	DJS	
14JL17	R	10	-	-		35037812, 35106477-79 - RELESED	437135	JAR	JAR	DJS	
17MY18	R	11	-	-		33101321, 33101322, 33276632, 33276633, 35106478, 35106479 - UPDATED PART AVAILABILITY, SWAPPED CONNECTORS BETWEEN TYPE #103 & #104 SO, DIM #9 WAS 16.35), DIM #6 WAS 15.65, DIM #5 WAS 11.25) & DIM #10 WAS (4.65)	439850	MOS	MOS	DJS	
27JA18	R	12	-	-		33101148, 33101409, 35037812, 35106477 AND 33276630-34 - UPDATED PART AVAILABILITY	440276	CBO	CBO	DJS	

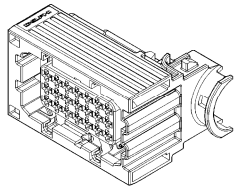

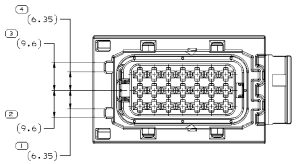

TYPE 102
SAME AS TYPE 101
EXCEPT AS SHOWN

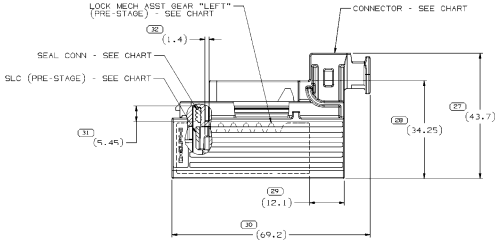

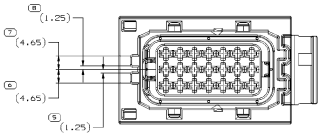

TYPE 103
SAME AS TYPE 101
EXCEPT AS SHOWN

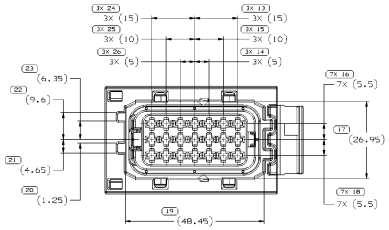

TYPE 101

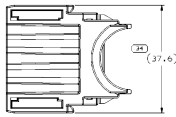

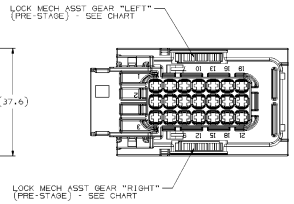

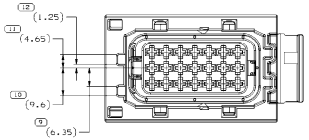

TYPE 104
SAME AS TYPE 101
EXCEPT AS SHOWN

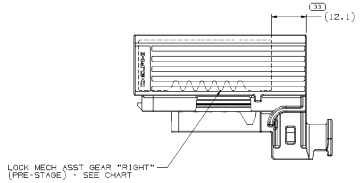

NOTES

1. UNLESS OTHERWISE SPECIFIED AND/OR INDICATED:

   DIMENSIONS ARE TO FACE OF VIEW SHOWN AND AUTOMATICALLY ROUNDED BY COMPUTER FOR INSPECTION (SEE MATH MODEL FOR PRECISE DIMENSIONS). FOR ALL OTHER DIMENSIONS NOT SHOWN BUT REQUIRED FOR TOOL BUILD, SEE MATH MODEL FOR PRECISE TOOL PATH DATA.

2. SEALING CODE 3 - DESIGN WILL PASS SALT FOG AND IMMERSION TEST AFTER CONDITIONING AS SPECIFIED IN BSA-644 (WEATHER-PACK), BSA-710 (METRI-PACK), BSA-650 (UNDERHOOD MICRO-PACK), C-4006 (WORLD CONNECTOR), ETC WHEN MATED TO MATING PART OR EQUIVALENT

3. THIS PRODUCT IS NOT CATEGORIZED AS AN APPEARANCE ITEM. MINOR IMPERFECTIONS INCLUDING, BUT NOT LIMITED TO, FLOW MARKS, COLOR BLEMISHES, GATE VESTIGE, AND SOFT FLASH THAT DO NOT AFFECT THE FIT, FORM, OR FUNCTION OF THE PART ARE PERMISSIBLE PER EANP_4-3_CS_01_EN.

4. FOR APPLICATION DATA SEE THE INDIVIDUAL APPLICATION DRAWINGS.

5. THESE ASSEMBLIES WERE DESIGNED WITHOUT CPA.

6. MAXIMUM CABLE TIE FORCE - 100N

PART NO	REV	N/P	TYPE	CONNECTOR	LOCK MECH ASST GEAR "RIGHT"	LOCK MECH ASST GEAR "LEFT"	SLC	SEAL CONN
35106479	02	-	104	33101318	33178743	33178890	33101167	35033769
35106478	02	-	103	33101319	33178743	33178890	33101167	35033769
35106477	01	AA	102	33101317	33178743	33178890	33101167	35033769
35037812	01	AA	101	33101161	33178743	33178890	33101167	35033769
33276633	04	-	104	33276582	33276608	33276609	33276598	33101164
33276632	04	-	103	33276586	33276608	33276609	33276598	33101164
33276631	03	AA	102	33276581	33276608	33276609	33276598	33101164
33276630	03	AA	101	33276579	33276608	33276609	33276598	33101164
33101322	09	-	104	33101318	33178743	33178890	33101167	33101164
33101321	09	-	103	33101319	33178743	33178890	33101167	33101164
33101320	08	AA	102	33101317	33178743	33178890	33101167	33101164
33101162	08	AA	101	33101161	33178743	33178890	33101167	33101164

(N/A) PROGRAM INSPECTION STANDARDS REFERENCE

STANDARDS DIN 2403 M / J INDICATE DIMENSIONS ARE CONSIDERED AS TO BE TOLERANCE LIMITS OR EXTREME VALUES.

STANDARD	RANGE	DIM.	CHART #1							
FROM	> 0	> 3	> 6	> 30	> 120	> 400	> 1000	> 2000	> 3150	> 4000
TO	3	6	30	120	400	1000	2000	3150	4000	
TOLERANCE	±0.05	±0.05	±0.1	±0.15	±0.2	±0.3	±0.5	±0.7	±1	±1.2

ANGULAR TOLERANCE ±0°

THIRD ANGLE PROJECTION

DO NOT SCALE

USE MATH DATA

NX

ⓝ/A	THE DRAWING REFERENCE FOR NUMBER (N/A) DOES NOT INDICATE PARTS ARE NOT AVAILABLE FOR ORDERING. PART NUMBERS THAT DO NOT HAVE A LINE PRESENT INDICATE THAT PHYSICAL PARTS ARE AVAILABLE FOR ORDERING. CONTACT ORDERING SALES TO VERIFY AVAILABILITY OF PARTS.
DWG TYPE	PART DRAWING
STYLE	
VOLUME (CM³)	DENSITY (GM/CC)

UNLESS OTHERWISE SPECIFIED

THIS DRAWING IS TO BE MANUFACTURED WITH ZERO FIRST ANGLE PROJECTION. ALL DIMENSIONS ARE TO BE MEASURED WITHOUT PLATING. DIMENSIONS ARE TO BE MEASURED AT RETURNS 90° BY BASED REPRESENTS PERPENDICULAR 0° DATUM REFERENCED.

ALL DIMENSIONS ARE IN MILLIMETERS

DELPHI

DELPHI PROPRIETARY ELECTRICAL/ELECTRONIC ARCHITECTURE

COPYRIGHT 2013 DELPHI AUTOMOTIVE SYSTEMS LLC
ALL RIGHTS RESERVED.
THIS DRAWING IS THE PROPERTY OF DELPHI CORPORATION AND CONTAINS DETAILS CONFIDENTIAL INFORMATION. THE DRAWING MUST NOT BE COPIED OR REPRODUCED IN WHOLE OR IN PART WITHOUT THE WRITTEN CONSENT OF DELPHI CORPORATION OR ANY SUBSIDIARY TO OTHERS. WITHOUT EXPRESS AUTHORIZATION, IT IS PROHIBITED.

		DATE
DR		
APVD1	M.A. ANTONIETA HDZ	31JL13
APVD2	CARLOS DIAZ	31JL13
APVD3	CARLOS DIAZ	31JL13
APVD4		
APVD5		

SUBSTANCES OF CONCERN AND RECYCLED CONTENT PER DELPHI (EMAIL)

MATERIAL
SEE CHART

DRAWING NAME
TAXI ASM CONN 21 F CTS 280 SLD

DRAWING NUMBER					
33101323					
SIZE	SCALE	TRACE NO	SHEET NO	DIV	REV	NOP
A0	2:1	1 OF 2	1 OF 1	R	12	-