CODE B	TYPE 102	TYPE 202	TYPE 302

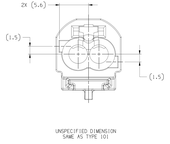

UNSPECIFIED DIMENSION
SAME AS TYPE 101

CODE G	TYPE 107	TYPE 207	TYPE 307

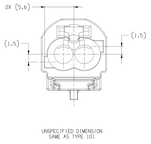

UNSPECIFIED DIMENSION
SAME AS TYPE 101

CODE Z	TYPE 112	TYPE 212	TYPE 312

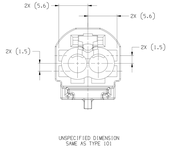

UNSPECIFIED DIMENSION
SAME AS TYPE 101

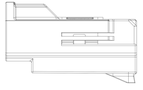

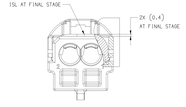

ISL AT FINAL STAGE CONDITION

CODE C	TYPE 103	TYPE 203	TYPE 303

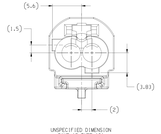

UNSPECIFIED DIMENSION
SAME AS TYPE 101

CODE H	TYPE 108	TYPE 208	TYPE 308

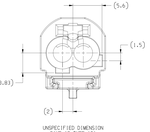

UNSPECIFIED DIMENSION
SAME AS TYPE 101

CODE A	TYPE 101	TYPE 201	TYPE 301

CODE D	TYPE 104	TYPE 204	TYPE 304

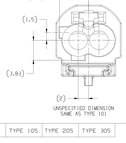

UNSPECIFIED DIMENSION
SAME AS TYPE 101

CODE J	TYPE 109	TYPE 209	TYPE 309

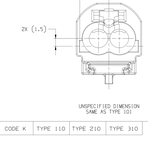

UNSPECIFIED DIMENSION
SAME AS TYPE 101

CODE E	TYPE 105	TYPE 205	TYPE 305

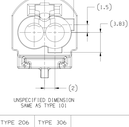

UNSPECIFIED DIMENSION
SAME AS TYPE 101

CODE K	TYPE 110	TYPE 210	TYPE 310

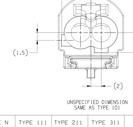

UNSPECIFIED DIMENSION
SAME AS TYPE 101

CODE F	TYPE 106	TYPE 206	TYPE 306

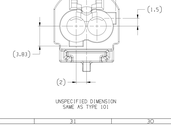

UNSPECIFIED DIMENSION
SAME AS TYPE 101

CODE N	TYPE 111	TYPE 211	TYPE 311

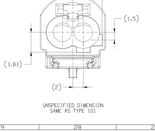

UNSPECIFIED DIMENSION
SAME AS TYPE 101

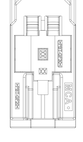

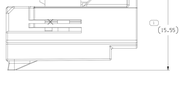

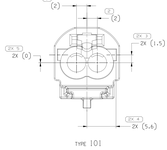

TYPE 101

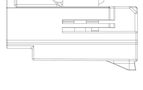

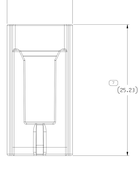

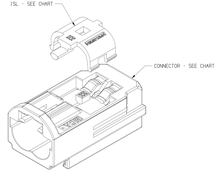

EXPLODED VIEW

BACK VIEW

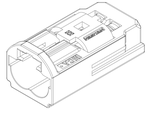

WITHOUT CLIP SLOT

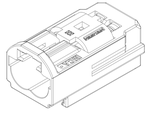

WITH 7 MM CLIP SLOT

WITH 11 MM CLIP SLOT

PART NO	REV	N/P	TYPE	CODE	TYP E	CONNECTOR	ISL	CLIP SLOT
35602651	01	-	312	Z		35602144	35601704	
35602650	01	-	311	N		35602143	35601704	
35602649	01	-	310	K		35602142	35601704	
35602648	01	-	309	J		35602141	35601704	
35602645	01	-	308	H		35602140	35601704	
35602644	01	-	307	G		35602139	35601704	
35602643	01	-	306	F		35602138	35601704	
35602642	01	-	305	E		35602137	35601704	
35602641	01	-	304	D		35602136	35601704	
35602640	01	-	303	C		35602135	35601704	
35602639	01	-	302	B		35602134	35601704	
35602638	01	-	301	A		35602133	35601704	
3551208 4	01	-	212	Z		35602132	35601704	
35602637	01	-	211	N		35602131	35601704	
35602635	01	-	210	K		35602130	35601704	
35602634	01	-	209	J		35602129	35601704	
35602633	01	-	208	H		35602128	35601704	
35602632	01	-	207	G		35602126	35601704	
35602631	01	-	206	F		35602125	35601704	
35602630	01	-	205	E		35602124	35601704	
35602629	01	-	204	D		35602123	35601704	
35602628	01	-	203	C		35602121	35601704	
35602627	01	-	202	B		35602120	35601704	
35602626	01	-	201	A		35602119	35601704	
35602625	01	-	112	Z		35602118	35601704	
35602624	01	-	111	N		35602117	35601704	
35602623	01	-	110	K		35602116	35601704	
35602622	01	-	109	J		35602115	35601704	
35602621	01	-	108	H		35602114	35601704	
35602620	01	-	107	G		35602113	35601704	
35602619	01	-	106	F		35602112	35601704	
35602618	01	-	105	E		35602111	35601704	
35602617	01	-	104	D		35602110	35601704	
35602616	01	-	103	C		35602109	35601704	
35602615	01	-	102	B		35602108	35601704	
35602614	01	-	101	A		35602107	35601704	

W/ 11 MM CLIP SLOT

W/ 7 MM CLIP SLOT

W/O CIP SLOT

NOTES:

1. UNLESS OTHERWISE SPECIFIED AND/OR INDICATED:
   DIMENSIONS ARE TO FACE OF VIEW SHOWN AND
   AUTOMATICALLY ROUNDED BY COMPUTER FOR INSPECTION
   OF THE MATING SURFACE DIMENSIONS ONLY. ALL
   OTHER DIMENSIONS NOT SHOWN BUT REQUIRED FOR TOOL
   BUILD, SEE MATH MODEL FOR PRECISE TOOL PATH DATA.

2. THIS PRODUCT IS NOT CATEGORIZED AS AN APPEARANCE ITEM. MINOR
   COSMETIC ITEMS SUCH AS SLIGHT VARIATIONS IN SHADE, SHEEN, COLOR
   BLEMISHES, GATE VESTIGE, AND SOFT FLASH DWT DO NOT AFFECT THE
   FIT, FORM, OR FUNCTION OF THE PART ARE PERMISSIBLE PER EANP,4-3,CS,01,EN.

3. FOR APPLICATION DATA SEE THE INDIVIDUAL APPLICATION DRAWINGS.

4. DELIVERY CONDITION TO WIRE ASSEMBLY PLANT, VERIFY THE ISL IS IN
   THE PRE-STAGE POSITION.

5. BEFORE TERMINAL ASSEMBLY, VERIFY THE ISL IS IN THE PRE-STAGE POSITION
   OR THE CONNECTORS. IF NOT, RETURN THE ISL TO PRE-STAGE POSITION.

6. DELIVERY CONDITION TO VEHICLE ASSEMBLY PLANT, VERIFY THE ISL IS IN
   THE FINAL STAGE POSITION.

SYMBOL DEFINITION	
A DIMENSION WITHOUT AN INSPECTION REPORT SYMBOL (*) DOES NOT REQUIRE INSPECTION. IT MAY BE CONTROLLED ON THE INDIVIDUAL COMPONENT DRAWING.	TOTAL NO. OF INSPECTIONS REQUIRED: 12
	LAST NO. USED: 9

MISSING SYMBOLS
NO MISSING SYMBOL NUMBER

DWG STATUS					REVISION HISTORY	DATE	DR	DP	SPDP
STATUS	DISTRIBUTION	RELEASE	CONF	CONF					
DSF2E3	R	01		A4	ALL PARTS - CREATED PART DRAWING	440200	DM	DL	MT
17JA21	R	03	A4		UPDATE PART AVAILABILITY FOR WITHOUT CLIPSLOT AND 7mm CLIPSLOT	APR131	MDP	MDP	YGJM

THIRD ANGLE PROJECTION	SQ NOT SPECIFIED AS NOTED

DIMENSIONAL TOLERANCES UNLESS OTHERWISE SPECIFIED			
LINEAR	0.0 - 2.9 ±0.20	3.0 - 6.9 ±0.25	7.0 - 9.9 ±0.30
	10.0 - 19.9 ±0.35	20.0 - 29.9 ±0.40	30.0 - 39.9 ±0.45
	40.0 - 49.9 ±0.50	50.0 - 59.9 ±0.55	60.0 - 69.9 ±0.60
ANGULAR	±0.25		

(N/A) PRESS SENSITIVE DIMENSION

DIMENSION ENCLOSED IN A PRESSFIT SHOULD BE CONSIDERED AS PRESS SENSITIVE

ALL DIMENSIONS ARE IN MILLIMETERS

APTIV
CONNECTOR SYSTEMS

Drawing Title
COPYRIGHT 2013 APTIV, ALL RIGHTS RESERVED.
THIS DRAWING AND ANY INFORMATION OR DESCRIPTION SHOWN THEREON, WHICH IS THE PROPERTY OF APTIV, SHALL NOT BE REPRODUCED, COPIED, OR USED IN WHOLE OR IN PART WITHOUT THE WRITTEN PERMISSION OF ANY CONTRACT TO WHICH IT IS A PARTY, OR FOR ANY PURPOSE OTHER THAN THAT FOR WHICH IT IS FURNISHED.

DRAWN	
CHECKED	
APPROVED	
MATERIAL	N/A
FINISH	
DRAWING TYPE	PART DRAWING
DATE	
DRAWN	H.XIAOLIAN, T.FAN DSF2E3
CHECK 1	L.CAYALAN DSF2E3
CHECK 2	H.XIAOLIAN, T.FAN DSF2E3
APPROVAL	
CLASS	
	PROPRIETARY OF CONZENS AND NOTICE CONFIDENTIAL CONTENTS
SIZE	A4
DRAWING NUMBER	35602705
SCALE	1:1
SHEET	1 OF 2
REV	01
DRAWING TYPE	TAKI CONN D M FAKRA

DRAWING NUMBER	SCALE	SHEET	REV
35602705	1:1	2 OF 2	01
A1&4	S11	1 OF 2	1 OF 1	0	01	AX

35602705
A1&4 S11 2 OF 2 1 OF 1 0 01 AX

32P05A02