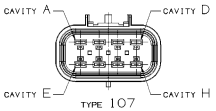
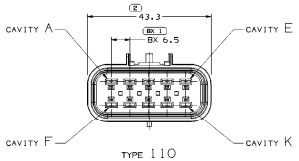
SYMBOL DEFINITION		
A DIMENSION WITHOUT AN INSPECTION REPORT SYMBOL [ ] DOES NOT REQUIRE INSPECTION. IT MAY BE CONTROLLED ON THE INDIVIDUAL COMPONENT DRAWING.	TOTAL NO OF INSPECTIONS REQUIRED	59
	LAST NO. USED	13

MISSING SYMBOLS
NO MISSING SYMBOL NUMBER

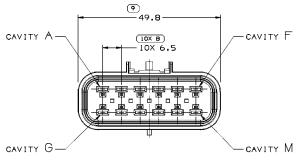
DWG STATUS DATE	STS	REC	N/P	DIB	ZONE	REVISION HISTORY	AUTH	DR	APVD/APVD 1	2
11JL01	R	01	-	-	-	ALL PARTS - ADDED NOTE 4	210834	EVV	081	SAN
26JN01	R	02	-	-	-	ALL PARTS - ADDED NOTE #3 AND NOTE #4, REMOVED PLASTIC NOTES 15326655 AND 15326661 - ADDED MATING TPA	243612	TLD	TLD	SAN M
19DE95	R	13	-	-	-	13544513 - RELEASED	275733	JBD	JAA	JBG
09AR97	R	14	-	-	-	15326655, 15326661, 15326667, 15326915 & 15326922 - UPDATED PDM ATTRIBUTES	430967	JMF	XYV	PVP
12JN99	R	15	-	-	-	ALL PARTS - ADDED APPLICATION DATA & APPEARANCE ITEM NOTES AND REMOVED TPA & MATING COLLARS FROM CHART	438688	EBR	EVV	MAR
12AU11	R	16	-	-	-	ALL PARTS - 2X (25.45) WAS 2X 25.45	415683	JEB	JAA	MAR



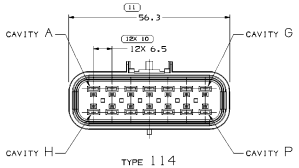
TYPE 107
SAME AS TYPE 108
EXCEPT FOR CAVITY D
IS BLOCKED



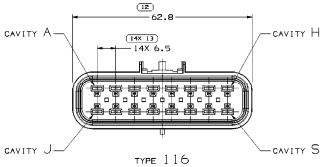
TYPE 110
SAME AS TYPE 108
EXCEPT AS SHOWN



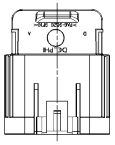
TYPE 112
SAME AS TYPE 108
EXCEPT AS SHOWN

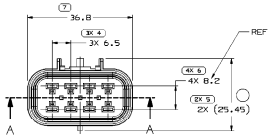


TYPE 114
SAME AS TYPE 108
EXCEPT AS SHOWN

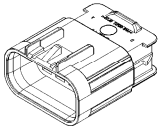


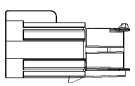
TYPE 116
SAME AS TYPE 108
EXCEPT AS SHOWN

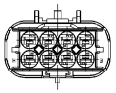


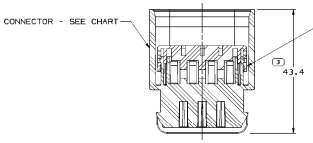


TYPE 108









SECTION A-A

NOTES

1. UNLESS OTHERWISE SPECIFIED AND/OR INDICATED:
   DIMENSIONS ARE TO FACE OF VIEW SHOWN AND AUTOMATICALLY ROUNDED BY COMPUTER FOR INSPECTION (SEE MATH MODEL FOR PRECISE DIMENSIONS). FOR ALL OTHER DIMENSIONS NOT SHOWN BUT REQUIRED FOR TOOL BUILD, SEE MATH MODEL FOR PRECISE TOOL PATH DATA.
2. FOR APPLICATION DATA SEE THE INDIVIDUAL APPLICATION DRAWINGS.
3. THIS PRODUCT IS NOT CATEGORIZED AS AN APPEARANCE ITEM. MINOR IMPERFECTIONS INCLUDING, BUT NOT LIMITED TO, FLOW MARKS, COLOR BLEMISHES, GATE VESTIGE, AND SOFT FLASH THAT DO NOT AFFECT THE FIT, FORM, OR FUNCTION OF THE PART ARE PERMISSIBLE PER DPNP-4.7-CS-01.
4. SEALING CODE 4 - DESIGN WILL MEET REQUIREMENTS OF SAE/USCAR-2 CONNECTOR SYTEM ENVIRONMENTAL TEST FLOWCHART (PRESSURE/VACUUM AND SUBMERSION).

PART NO	REV	N/P	STATUS	TYPE	CONNECTOR	PLR
13544513	01	AB	-	107	13544512	15326652 / 10406319
15326922 / 10406342	A5	-	-	114	15326921 / 10406346	15326919 / 10406343
15326915 / 10406336	A5	-	-	112	15326914 / 10406340	15326912 / 10406337
15326667 / 10406347	A5	-	-	116	15326663 / 10406351	15326664 / 10406352
15326661 / 10406329	A5	-	-	110	15326657 / 10406333	15326658 / 10406330
15326655 / 10406321	A5	-	-	108	15326651 / 10406318	15326652 / 10406319

DWG TYPE	PART DRAWING
STYLE	
VOLUME (CM³)	SHEET (MM) D

UNLESS OTHERWISE SPECIFIED
DIMENSIONS TO BE ACCORDING TO ASME Y14.5M-1994
DRAWING TO BE INTERPRETED PER ISO 8015
TOLERANCING PRINCIPLE: INDEPENDENCY
FEATURES NOT TO HAVE ANY ALLOWANCE, TOLERANCE OR DRAFT UNLESS SPECIFIED.

ALL DIMENSIONS ARE IN MILLIMETERS

(N/A) PROCESS INSPECTION DIMENSION
REFERENCE
DIMENSION DOES NOT HAVE A TOLERANCE
DIMENSION IS A MAXIMUM OR MINIMUM VALUE

ATMOSPHERICAL PRESS. (MA)										
FROM	0	25	50	75	100	150	200	250	300	400
TO	25	50	75	100	150	200	250	300	400	

TEMPERATURE (DEGREES CENTIGRADE)										
-40	-15	10	35	60	85	110	135	160	185	210

RELATIVE HUMIDITY (%)										
5	15	25	35	45	55	65	75	85	95	100

THIRD ANGLE PROJECTION
DO NOT SCALE
USE MATH DATA

DELPHI
DELPHI PACKARD ELECTRICAL/ELECTRONIC ARCHITECTURE
WARREN, OH

	DATE
DR APVD1: M. MCCALL	25JL97
APVD2: M. MCCALL	25JL97
APVD3 S. A. NORLING	030C97
APVD4	
APVD5	

SUBSTANCES OF CONCERN: ARE RESTRICTED
COPYRIGHT 1997 DELPHI, (DPAE001)

MATERIAL
SEE CHART

DRAWING NAME
TAXI ASM CONN M GT 280 SLD

DRAWING NUMBER
15326673

SIZE	SCALE	TRACE NO	SHEET NO	DIB	REV	N/P
A0	2:1	1 OF 1	1 OF 1	R	06	-