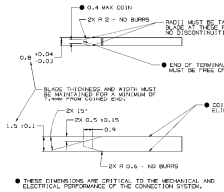

MATERIAL SPECIFICATIONS

RECOMMENDED

BASE METAL - CDA-210, EXTRA SPRING TEMPER

- TIN PLATING (WHERE APPLICABLE TO 125°C MAX CONTINUOUS USAGE): 0.0254/0.0025 MM 100/100 µIN) ELECTROPLATED TIN.
- USAGE OF PLATING TYPES OTHER THAN RECOMMENDED MUST BE APPROVED BY DELPHI PACKARD ELECTRIC SYSTEMS ENGINEERING.

MINIMUMS

ELECTRICAL CONDUCTIVITY - ≥28% IACS AT 20 °C. USE OF A MATERIAL WITH CONDUCTIVITY <28% IACS MUST BE APPROVED BY PACKARD ELECTRIC MATERIALS ENGINEERING.

TENSILE STRENGTH - 430 - 460 MPa

UNDERPLATING FOR TIN PLATING - FOR BASE MATERIALS CONTAINING 10% OR MORE ZINC, AN UNDERPLATE OF COPPER 0.0025 MM (100 µIN) MINIMUM THICK IS REQUIRED.

PROCESING LUBRICANT - ANY PROCESING LUBRICANT REMAINING ON TERMINALS MUST NOT VARNISH OR DEGRADE THE ELECTRICAL PERFORMANCE OF THE CONNECTION UP TO A MAXIMUM TEMPERATURE OF 150°C. PROCESING LUBRICANTS MUST BE APPROVED BY DELPHI PACKARD ELECTRIC SYSTEMS ENGINEERING.

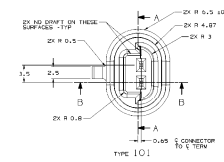

TYPE 101

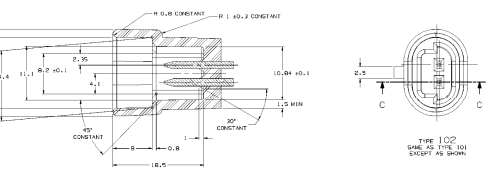

SECTION A-A

TYPE 102
SAME AS TYPE 101 EXCEPT AS SHOWN

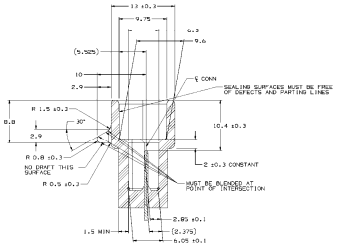

SECTION B-B

NOTES

1. UNLESS OTHERWISE SPECIFIED AND/OR INDICATED: DIMENSIONS ARE TO FACE OF VIEW SHOWN AND AUTOMATICALLY ROUNDED BY COMPUTER FOR INSPECTION. TABLE MATH MODEL FOR PRECISE DIMENSIONS. (THEN DIMENSIONS NOT SHOWN ARE REQUIRED FOR TOOL BUILD. SEE MATH MODEL FOR PRECISE TOOL PATH DATA. ALL RADII 0.4. DRAFT IS 1° ON ALL OUTSIDE SURFACES
2. RECOMMENDED MATERIAL: GLASS REINFORCED NYLON OR POLYESTER

MATING CONNECTOR INFORMATION

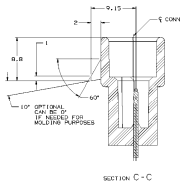

SECTION C-C

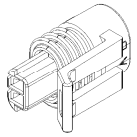

MATING BLADE INFORMATION

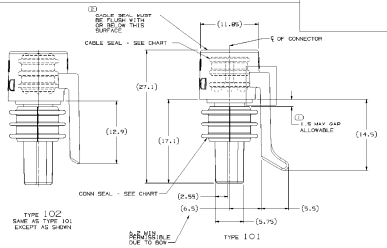

TYPE 102
SAME AS TYPE 101 EXCEPT AS SHOWN

TYPE 101

OPTIONAL CONSTRUCTION
SCALE 101

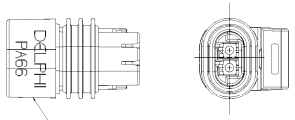

DRAFT IN EITHER DIRECTION PERMISSIBLE ON THIS DRAWING

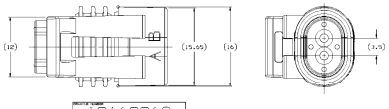

NOTES

1. UNLESS OTHERWISE SPECIFIED AND/OR INDICATED: DIMENSIONS ARE TO FACE OF VIEW SHOWN AND AUTOMATICALLY ROUNDED BY COMPUTER FOR INSPECTION. TABLE MATH MODEL FOR PRECISE DIMENSIONS.
2. WHEN PARTS ARE SHIPPED THEY MUST BE PACKED IN PLASTIC BAGS BEFORE PLACING EXTERIOR BOXES. THEY MUST BE PACKED IN PLASTIC BOXES. BAGS AND BOXES MUST BE SEALED TO AVOID ENTRY OF FOREIGN MATTER.
3. THIS PRODUCT IS NOT CATEGORIZED AS AN APPEARANCE ITEM. MINOR IMPERFECTIONS (INCLUDING, BUT NOT LIMITED TO: FLOW MARKS, COLOR BLEMISHES, GATE VESTIGE, AND SOFT FLASH THAT DO NOT AFFECT THE FIT, FORM, OR FUNCTION OF THE PART ARE PERMISSIBLE PER DPMP-4.7-CS-01.
4. FOR LEAD LENGTH CALCULATIONS, DISTANCE FROM MATING END OF CONNECTOR TO FRONT OF CABLE CONN IS 10.75/7.05.
5. FOR PART NUMBER WITH ADHESIVE, USE WR-10001 OR ADHESIVE APPROVED BY MATERIALS ENGINEERING TO GLUE CONNECTOR SEAL TO CONNECTOR.
6. FOR APPLICATION DATA SEE THE INDIVIDUAL APPLICATION DRAWINGS.
7. 5-50-T LUBEWELL. LUBRICANT CAN BE USED AS AN AUXILIARY SUPPORT ON THE CABLE INSTALLATION PROCESS.

SEE NOTE #5

PART NO WITH ADHESIVE	REV	N/P	PART NO WITHOUT ADHESIVE	REV	N/P	TYPE	CABLE SEAL AND COLOR	CONN NO	CONN SEAL	RESTRICTED USAGE
-	-	A	31108383	01	AB	101	13.0069 - GRN	12.0169	LT GRN	
1.382975	01	AA	2324122	01	AD	101	12.0169 LT GRN	2324120	25.1248	
-	-	-	2334476	02	AF	101	30.5983 - TAN	0.224477	25.6750	-
-	-	-	2324125	AB	-	101	12.0169 - GRN	12.0169	25.6750	-
-	-	-	2324125	AB	-	101	12.0169 - GRN	12.0169	25.6750	-
-	-	-	2176215	AA	-	101	-	2176214	25.6750	-
-	-	-	1376284	A	-	101	30.5983 - TAN	2176212	25.6750	-
-	-	-	1376284	AA	-	101	30.5983 - TAN	2176212	25.6750	-
-	-	-	2176213	AA	-	101	30.4015 - GRN	2176212	25.6750	-

PART NO WITH ADHESIVE	REV	N/P	PART NO WITHOUT ADHESIVE	REV	N/P	TYPE	CABLE SEAL AND COLOR	CONN NO	CONN SEAL	RESTRICTED USAGE

SYMBOL DEFINITION		MISSING SYMBOLS
A DIMENSION WITHOUT AN INSPECTION REPORT SYMBOL DOES NOT REQUIRE INSPECTION. IT MAY BE CONTROLLED ON THE INDIVIDUAL COMPONENT DRAWING.	TOTAL NO OF INSPECTIONS REQUIRED: 2	NO MISSING SYMBOL NUMBER
	LAST NO. USED: 2	

| REVISION HISTORY | | |