SYMBOL DEFINITION		
A DIMENSION WITHOUT AN INSPECTION REPORT SYMBOL (□) DOES NOT REQUIRE INSPECTION. IT MAY BE CONTROLLED ON THE INDIVIDUAL COMPONENT DRAWING.	TOTAL NO OF INSPECTIONS REQUIRED	23
	LAST NO. USED	22

MISSING SYMBOLS
NO MISSING SYMBOL NUMBER

DWG STATUS DATE	STS	REC	N/P	DIB	ZONE	REVISION HISTORY	AUTH	DR	APVD 1	APVD 2
15APL3	R	31	-	-		ALL PARTS - RELEASED PART DRAWING	422810	MHY	MHY	FRE
22APL3	R	32	-	-		ALL PARTS - REVISED CONNECTOR	422227	APB	JAM	FRE
12APL6	R	33	-	-		ALL PARTS - 2X (16.98) TYP WAS 2X (10.7) TYP AND REVISED GRAPHICS	432712	NRM	DGL	DGL
19JUL7	R	34	-	-		15531982-B3 - UPDATED PART AVAILABILITY	436974	MDB	MDB	AC

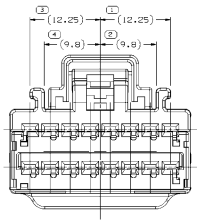

TYPE 102
SAME AS TYPE 101
EXCEPT AS SHOWN

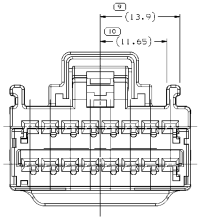

TYPE 105
SAME AS TYPE 101
EXCEPT AS SHOWN

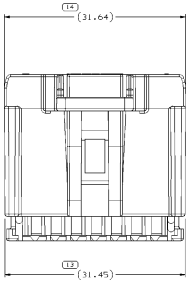

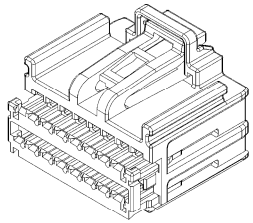

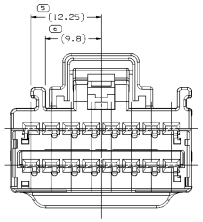

TYPE 103
SAME AS TYPE 101
EXCEPT AS SHOWN

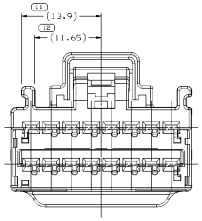

TYPE 106
SAME AS TYPE 101
EXCEPT AS SHOWN

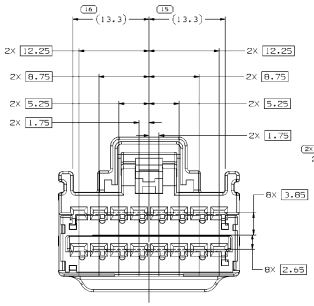

TYPE 101

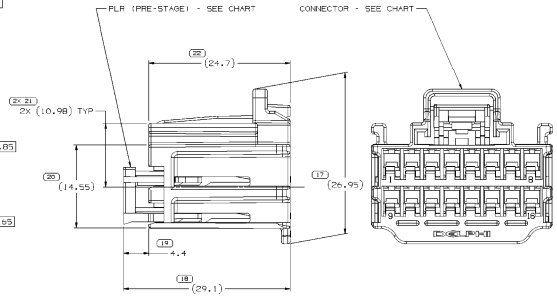

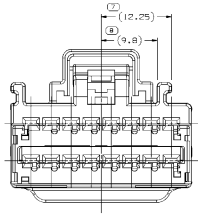

TYPE 104
SAME AS TYPE 101
EXCEPT AS SHOWN

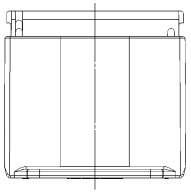

NOTES

1. UNLESS OTHERWISE SPECIFIED AND/OR INDICATED:

   DIMENSIONS ARE TO FACE OF VIEW SHOWN AND AUTOMATICALLY ROUNDED BY COMPUTER FOR INSPECTION (SEE MATH MODEL FOR PRECISE DIMENSIONS). FOR ALL OTHER DIMENSIONS NOT SHOWN BUT REQUIRED FOR TOOL BUILD, SEE MATH MODEL FOR PRECISE TOOL PATH DATA.

2. PART IS MANUFACTURED TO GEOMETRIC TOLERANCES. CENTERLINE DIMENSIONS ARE FOR REFERENCE ONLY.

3. SEALING CODE 0 - UNSEALED

4. THIS PRODUCT IS NOT CATEGORIZED AS AN APPEARANCE ITEM. MINOR IMPERFECTIONS INCLUDING, BUT NOT LIMITED TO, FLOW MARKS, COLOR BLEMISHES, GATE VESTIGE, AND SOFT FLASH THAT DO NOT AFFECT THE FIT, FORM, OR FUNCTION OF THE PART ARE PERMISSIBLE PER EANP_4-3_CS_01_EN.

5. FOR APPLICATION DATA SEE THE INDIVIDUAL APPLICATION DRAWINGS.

PART NO	REV	N/P	TYPE	CONNECTOR	PLR	USCAR OPTION
15531987	03	-	106	15512505	1396816	F
15531986	03	-	105	15512504	1396816	E
15531985	03	-	104	15512503	1396816	D
15531984	03	-	103	15512502	1396816	C
15531983	03	AA	102	15512500	1396816	B
15531982	03	AA	101	15512498	1396816	A

STANDARD DIMENSIONS									
FROM	0.0	3.20	6.30	12.70	31.00	315.0	1250	3150	7900
TO	3.20	6.30	12.70	31.00	315.0	1250	3150	7900	20000

TOLERANCE LIMITS FOR STATISTICAL DIMENSIONS									
±0.25	±0.3	±0.4	±0.5	±0.8	±1.2	±1.9	±3	±4.8	±7.5

DELPHI PROPRIETARY INFORMATION
THE DRAWING THEREON IS FOR SUBMITTING THAT PHYSICAL PARTS ARE NOT AVAILABLE FOR ORDERING.

PART NUMBERS THAT DO NOT HAVE A LINE PRESENT INDICATE THAT PHYSICAL PARTS ARE AVAILABLE FOR ORDERING.

CONTACT ENGINE SALES TO ASSURE AVAILABILITY OF PARTS.

DWG TYPE: PART DRAWING

STYLE

VOLUME (CM³)

DENSITY (GM/...)

UNLESS OTHERWISE SPECIFIED
THIS DOCUMENT IS TO ACCOMPANIED WITH ISME 10.1M (PPA 1.1) AND ISME 10.2M (PPA 1.2) PRODUCTION VALIDATION MATERIAL (PVM). DIMENSIONAL FEATURES OF FEATURES NOT BY SHOWN GRAPHICALLY REMAINDER OF DATUM REFERENCED.

ALL DIMENSIONS ARE IN MILLIMETERS

(N/A) PROCESS INSPECTION STANDARDS

REFERENCE

DIMENSIONS ENCLOSED IN ( ) INDICATE REFERENCE DIMENSIONS AND DO NOT SUPERVISE LIMITS OR DEVIATIONS.

THIRD ANGLE PROJECTION

DO NOT SCALE

USE MATH DATA

NX

DELPHI
DELPHI PROVIDED ELECTRICAL/ELECTRONIC ARCHITECTURE
WARNING:
THIS DRAWING IS SUBJECT TO THE AFTILIATED, NO RIGHTS GRANTED.
COPYRIGHT 2013 DELPHI AUTOMOTIVE LLP
THIS DRAWING IS THE PROPERTY OF DELPHI CORPORATION AND CONTAINS DETAILS CONFIDENTIAL INFORMATION. THE DRAWING MUST NOT BE DISCLOSED TO THIRD PARTIES OR MADE AVAILABLE FOR USE WITH OTHER DATA, IN WHOLE OR REPRODUCTION OF ANY PARTS THEREOF TO OTHERS, WITHOUT EXPRESS AUTHORIZATION, TO PUBLISHED.

		DATE
DR		
APVD1	MA, ANTONIETA HDZ	15APL3
APVD2	MA, ANTONIETA HDZ	15APL3
APVD3	FAVIOLA, RAMON	17APL2
APVD4		
APVD5		

SUBSTANCES OF CONCERN AND RECYCLED
COPYRIGHT FOR DELPHI (REVISED)

MATERIAL
SEE CHART

DRAWING TITLE
TAXI ASM CONN 16 F DCS 1.5

DRAWING NUMBER
15531988

SIZE	SCALE	FRAME NO	SHEET NO	DTO	REV	TOP
A0	4:1	1 OF 2	1 OF 1	R	04	-