SYMBOL DEFINITION			MISSING NUMBERS
A DIMENSION WITHOUT AN INSPECTION REPORT SYMBOL ( ) DOES NOT REQUIRE INSPECTION. IT MAY BE CONTROLLED ON AN INDIVIDUAL COMPONENT DRAWING	TOTAL NO. OF SYMBOLS ON DRAWING	10	
	LAST NO. USED	23	

DWG STATUS DATE	STG	REV	N/P	CHG	ZONE	REVISION HISTORY	AUTH	DR	APVD 1	APVD 2
28JN01	R	001	-	-		ALL PARTS - 32.2 +0.15/-0.2 WAS 32.2 ±0.15 & REVISED GRAPHICS	201448	HH	EOV	GMC
28JN01	R	002	-	-		ALL PARTS - REVISED PSD	211556	HH	EOV	GMC
09JA02	R	003	-	-		ALL PARTS - 132.21 WAS 32.2 +/-0.15	219258	HAM	HAM	ET
09AU05	R	04	-	-		ALL PARTS - RELAXED TOLERANCE 3 PLACS 12.3 TYP +0.3/-0.15 WAS 12.3 TYP , 12.3 TYP +0.3/-0.15 WAS 12.3 TYP AND 4X 2.25 TYP +0.15/-0.25 WAS 4X 2.25 TYP	270624	MM	MM	BG

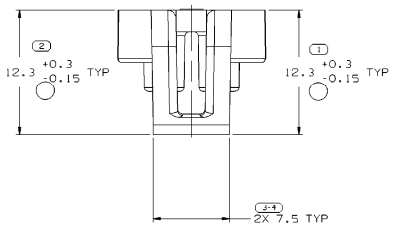

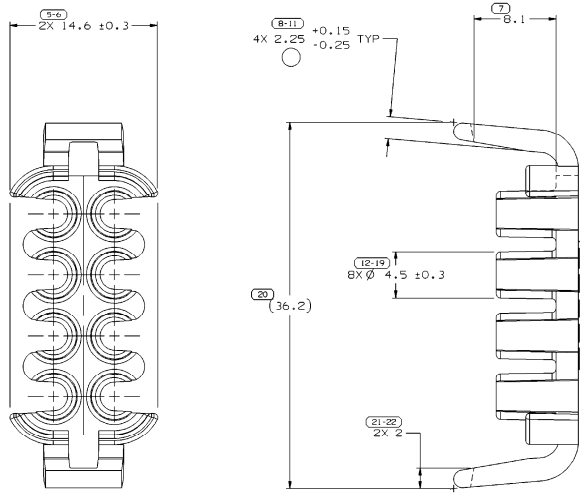

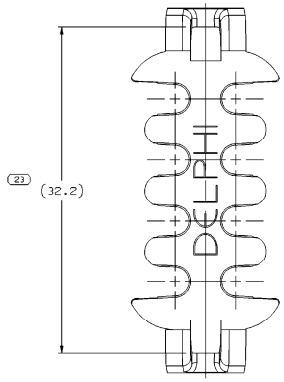

NOTES

1. UNLESS OTHERWISE SPECIFIED AND/OR INDICATED:

   DIMENSIONS ARE TO FACE OF VIEW SHOWN AND AUTOMATICALLY ROUNDED BY COMPUTER FOR INSPECTION (SEE MATH MODEL FOR PRECISE DIMENSIONS). FOR ALL OTHER DIMENSIONS NOT SHOWN BUT REQUIRED FOR TOOL BUILD, SEE MATH MODEL FOR PRECISE TOOL PATH DATA.

2. THIS PART IS NOT CONTROLLED FOR AUTOMATIC FEEDING.

3. MATING COMPONENTS OR EQUIVALENT:
   CONNECTOR 12047931, 12047933, 12052480, 12052601 AND 12103919.

4. MAX CABLE DIAMETER THAT FIT PART IS Ø2.31.

PART NO	REV	STATUS	MATERIAL SPECIFICATION AND COLOR	VOL CM³
15324525	A4		R0071754 PA66 HS IM-BLK	1.139
12186737	B6		R0071790 PA66 HS IM-BLU	1.139

(1) PROCESS SENSITIVE DIMENSION

DIMENSIONS ENCLOSED IN ( ) INDICATE REFERENCE DIMENSIONS AND NO TOLERANCE LIMITS ARE ESTABLISHED

DIMENSIONAL RANGE (MM) FROM	TO	CHART E1								
> 0	20	> 20 30	> 30 70	> 70 100	>100 150	>150 200	>200 250	>250 300	>300 400	
TOLERANCE UNLESS OTHERWISE SPECIFIED										
±0.15	±0.2	±0.3	±0.4	±0.5	±0.6	±0.8	±1	±1.2		
ANGULAR TOLERANCE ±2°										

THIRD ANGLE PROJECTION

DO NOT SCALE

USE MATH DATA

UGS UNIGRAPHICS

DWG TYPE PART DRAWING

STYLE

VOLUME (CM³) SEE CHART

DISTR CODE

UNLESS OTHERWISE SPECIFIED

THIS DOCUMENT IS IN ACCORDANCE WITH ASME Y14.5M-1994 AS AMENDED BY THE GM GLOBAL DIMENSIONING AND TOLERANCING AGENDA-2001. SEPARATE PATTERNS OF FEATURES MAY BE GAGED SEPARATELY REGARDLESS OF DATUM REFERENCES.

ALL DIMENSIONS ARE IN MILLIMETERS

REFERENCE

DELPHI

DELPHI PACKARD ELECTRIC SYSTEMS
WARREN, OH

		DATE
DR		
APVD1	R. GUTIERREZ	09SE98
APVD2	G. MACIAS	09SE98
APVD3	J. REIDER	19NO98
APVD4		
APVD5		

SUBSTANCES OF CONCERN AND RECYCLED CONTENT PER DELPHI 10949001

MATERIAL
SEE CHART

DRAWING NAME
TAXI LOCK TPA M/P 150

DRAWING NUMBER
15324539

SIZE	SCALE	FRAME NO	SHEET NO	STG	REV	N/P
A1	5:1	1 OF 1	1 OF 1	R	04	-