CODE B	TYPE 102	TYPE 202

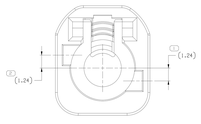

UNSPECIFIED DIMENSION
SAME AS TYPE 101

CODE F	TYPE 106	TYPE 206

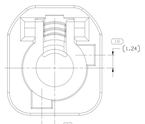

UNSPECIFIED DIMENSION
SAME AS TYPE 101

CODE K	TYPE 110	TYPE 210

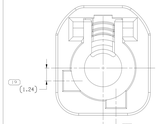

UNSPECIFIED DIMENSION
SAME AS TYPE 101

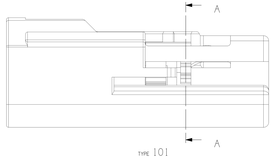

TYPE 101

ISL AT FINAL STAGE CONDITION

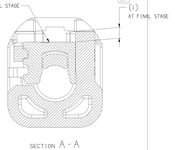

SECTION A-A

CODE C	TYPE 103	TYPE 203

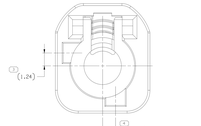

UNSPECIFIED DIMENSION
SAME AS TYPE 101

CODE G	TYPE 107	TYPE 207

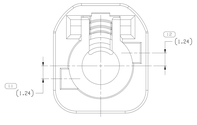

UNSPECIFIED DIMENSION
SAME AS TYPE 101

CODE N	TYPE 111	TYPE 211

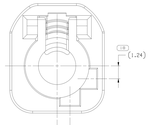

UNSPECIFIED DIMENSION
SAME AS TYPE 101

CODE D	TYPE 104	TYPE 204

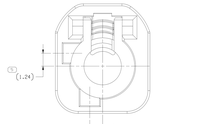

UNSPECIFIED DIMENSION
SAME AS TYPE 101

CODE H	TYPE 108	TYPE 208

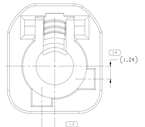

UNSPECIFIED DIMENSION
SAME AS TYPE 101

CODE Z	TYPE 112	TYPE 212

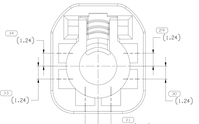

UNSPECIFIED DIMENSION
SAME AS TYPE 101

CODE E	TYPE 105	TYPE 205

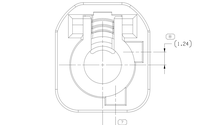

UNSPECIFIED DIMENSION
SAME AS TYPE 101

CODE J	TYPE 109	TYPE 209

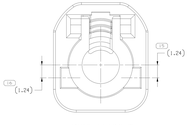

UNSPECIFIED DIMENSION
SAME AS TYPE 101

CODE A	TYPE 101	TYPE 201

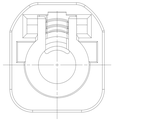

UNSPECIFIED DIMENSION
SAME AS TYPE 101

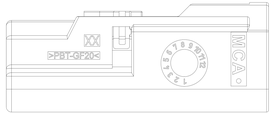

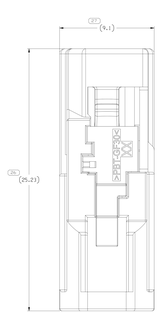

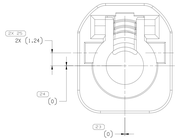

TYPE 101

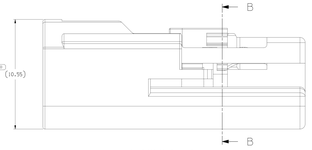

ISL AT PRE STAGE CONDITION

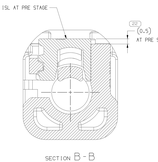

SECTION B-B

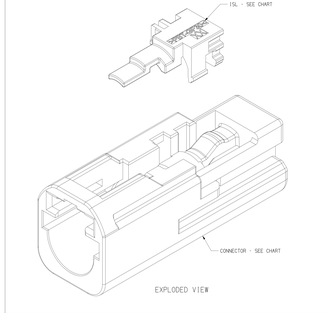

EXPLODED VIEW

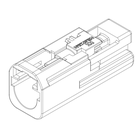

(5:1)
WITHOUT CLIPSLOT

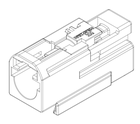

(5:1)
WITH 7 MM CLIPSLOT

SYMBOL DEFINITION		
A DIMENSION WITHOUT AN INSPECTION REPORT SYMBOL (*) DOES NOT REQUIRE INSPECTION. IT MAY BE CONTROLLED ON THE INDIVIDUAL COMPONENT DRAWING.	TOTAL NO. OF INSPECTIONS REQUIRED	25
	LAST NO. USED	34

MISSING SYMBOLS	
NO MISSING SYMBOL NUMBER	

DWG STATUS					REVISION HISTORY	CUST	CM	SYSTEM
DRAWN	CHECKED	ENGINEER	CUST	CONC				
DREGER	R 01				ALL PARTS - CREATED PART DRAWING	447160	KAT	QA KAT
16.02.12	R 01	AK			UPDATED PDW ATTRIBUTES	447926	MCP	KAT T.CLM

35602562	01	-	206	F	35602088
35602557	01	-	205	E	35602087
35602556	01	-	204	D	35602006
35602555	01	-	203	C	35602005
35602554	01	-	202	B	35602004
35602552	01	-	201	A	35602003
35512282	01	-	112	Z	35602002
35602694	01	-	111	N	35602001
35602693	01	-	110	K	35602000
35602692	01	-	109	J	35601999
35602690	01	-	108	H	35601998
35602689	01	-	107	G	35601997
35602688	01	-	106	F	35601996
35602687	01	-	105	E	35601995
35602686	01	-	104	D	35601994
35602683	01	-	103	C	35601993
35602682	01	-	102	B	35601992
35602681	01	-	101	A	35601991
PART NO	REV	N/P	TYPE	CODE	CONNECTOR

NOTES

1. UNLESS OTHERWISE SPECIFIED AND/OR INDICATED:
   DIMENSIONS ARE TO FACE OF VIEW SHOWN AND
   AUTOMATICALLY ROUNDED BY COMPUTER FOR INSPECTION
   (SEE MATH MODEL FOR PRECISE DIMENSIONS), FOR ALL
   OTHER DIMENSIONS NOT SHOWN BUT REQUIRED FOR TOOL
   BUILD, SEE MATH MODEL FOR PRECISE TOOL PATH DATA.

2. THIS PRODUCT IS NOT CATEGORIZED AS AN APPEARANCE ITEM. MINOR
   IMPERFECTIONS (INCLUDING, BUT NOT LIMITED TO, FLOW MARKS, COLOR
   BLEMISHES, GATE VESTIGE, AND SOFT FLASH THAT DO NOT AFFECT THE
   FIT, FORM, OR FUNCTION OF THE PART ARE PERMISSIBLE PER EWCA-4.1.C5.01.EN.

3. FOR APPLICATION DATA SEE THE INDIVIDUAL APPLICATION DRAWINGS.

4. DELIVERY CONDITION TO WIRE ASSEMBLY PLANT, VERIFY THE ISL IS IN
   THE PRE-STAGE POSITION.

5. BEFORE TERMINAL ASSEMBLY, VERIFY THE ISL IS IN THE PRE-STAGE POSITION
   ON THE CONNECTOR. IF NOT, RETURN THE ISL TO PRE-STAGE POSITION.

6. DELIVERY CONDITION TO VEHICLE ASSEMBLY PLANT, VERIFY THE ISL IS IN
   THE FINAL-STAGE POSITION.

WITH 7 MM CLIP SLOT	35602665	01	-	212	Z	35602094	35601700
	35602664	01	-	211	N	35602093	
	35602663	01	-	210	K	35602092	
	35602662	01	-	209	J	35602091	
	35602661	01	-	208	H	35602090	
	35602660	01	-	207	G	35602089	
WITHOUT CLIP SLOT	35602694	01	-	111	N	35602001	
	35602693	01	-	110	K	35602000	
	35602692	01	-	109	J	35601999	
	35602690	01	-	108	H	35601998	
	35602689	01	-	107	G	35601997	
	35602688	01	-	106	F	35601996	
	35602687	01	-	105	E	35601995	
	35602686	01	-	104	D	35601994	
	35602683	01	-	103	C	35601993	
	35602682	01	-	102	B	35601992	
	35602681	01	-	101	A	35601991	
WITH / WITHOUT CLIP SLOT	PART NO	REV	N/P	TYPE	CODE	CONNECTOR	ISL

DRAWING NUMBER	35602704
A1x4	101 1 OF 2 1 OF 1 R 01 AK

THIS DRAWING IS THE PROPRIETARY PROPERTY OF APTIV. IT MAY NOT BE REPRODUCED OR DISCLOSED WITHOUT PRIOR WRITTEN PERMISSION. ANY USE OF THIS DRAWING OTHER THAN THE SPECIFIC PURPOSE FOR WHICH IT IS SUPPLIED IS PROHIBITED.

PART DRAWING	
FINISH	
NAME CHART	COLOR CODE
UNLESS OTHERWISE SPECIFIED THIS DRAWING IS TO BE USED FOR PURPOSES OF ASSEMBLY, INSPECTION, PROCUREMENT, REPRODUCTION REQUIREMENTS.	
ALL DIMENSIONS ARE IN MILLIMETERS.	
(*) PROCESS SENSITIVE DIMENSION	
DIMENSION ENCLOSED IN A REFERENCE DIMENSION IS NOT A MANDATORY INSPECTION DIMENSION.	

MANUFACTURING TOLERANCES			
LINEAR ±0.25 ANGULAR ±0.5°			
THIRD ANGLE PROJECTION	SO NOT SCALE DRAWING	PRE-PROTO	NX

DRAWN	HAOQIAN TIAN 2022-04-19
APVD	GARY DUAN 2022-04-19
APVD	XIAOQIAN TIAN 2022-04-19
APVD	
APVD	
CONFIDENTIALITY OF CONTENT AND NOTICE CONFIDENTIALITY LEVEL: CONFIDENTIAL	
MATERIAL	SEE CHART
FINISH	
OPERATING TOOL	TAXI CONN 0 M FAKRA

APTIV
CONNECTION SYSTEMS
Chennai, India

COPYRIGHT 2022 APTIV. ALL RIGHTS RESERVED.

DRAWING NUMBER	35602704
A1x4	101 1 OF 2 1 OF 1 R 01 AK

Generated on 2022-04-19 at 10:41:09 Page 1 of 1 Model: 35602704.step

35602704