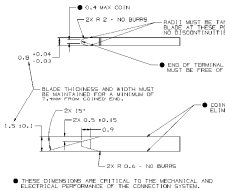


## MATERIAL SPECIFICATIONS

RECOMMENDED

BASE METAL - CDA-210, EXTRA SPRING TEMPER

- TIN PLATING (WHERE APPLICABLE TO 125°C MAX CONTINUOUS USAGE)= 0.0005MILS(0.0025 MM 1250U100 µIN) ELECTROPLATED TIN.
- USAGE OF PLATING TYPES OTHER THAN RECOMMENDED MUST BE APPROVED BY DELPHI PACKARD ELECTRIC SYSTEMS ENGINEERING.

MINIMUMS

ELECTRICAL CONDUCTIVITY - ≥28% IACS AT 20 °C. USE OF A MATERIAL WITH CONDUCTIVITY <28% IACS MUST BE APPROVED BY PACKARD ELECTRIC MATERIALS ENGINEERING.

TENSILE STRENGTH - 420 - 490 MPa

UNDERPLATING FOR TIN PLATING - FOR BASE MATERIALS CONTAINING 10% OR MORE ZINC, AN UNDERPLATE OF COPPER 0.0025 MM (100 µIN) MINIMUM THICK IS REQUIRED.

PROCESSING LUBRICANT - ANY PROCESSING LUBRICANT REMAINING ON TERMINALS MUST NOT VARNISH OR DEGRADE THE ELECTRICAL PERFORMANCE OF THE CONNECTION UP TO A MAXIMUM TEMPERATURE OF 150°C. PROCESSING LUBRICANTS MUST BE APPROVED BY DELPHI PACKARD ELECTRIC SYSTEMS ENGINEERING.

## MATING BLADE INFORMATION

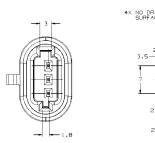


TYPE 102
SAME AS TYPE 101 EXCEPT AS SHOWN

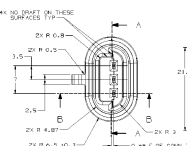


TYPE 101

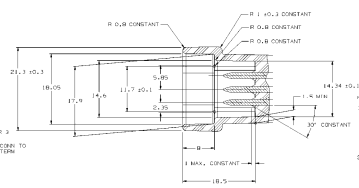


SECTION A-A

NOTES:

1. UNLESS OTHERWISE SPECIFIED AND/OR INDICATED:

   DIMENSIONS ARE TO FACE OF VIEW SHOWN AND AUTOMATICALLY PROVIDED BY COMPUTER FOR INSPECTION (SEE MATH MODEL FOR PRECISE DIMENSIONS). FOR ALL OTHER DIMENSIONS NOT SHOWN BUT REQUIRED FOR TOOL BUILD, SEE MATH MODEL FOR PRECISE TOOL PATH DATA. ALL DRAFT 0-4°. DRAFT IS 1° MAX ON ALL OUTSIDE SURFACES.

2. RECOMMENDED MATERIAL: GLASS REINFORCED NYLON OR POLYESTER

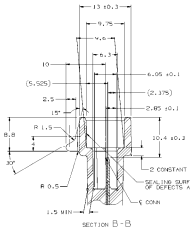


SECTION B-B

## MATING CONNECTOR INFORMATION

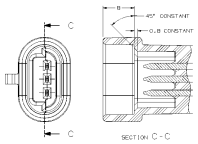


SECTION C-C

## OPTIONAL MATING CONNECTOR INFORMATION

SAME AS ORIGINAL CONSTRUCTION EXCEPT AS SHOWN

| SYMBOL DEFINITION | | MISSING SYMBOLS | |
|---|---|---|---|
| A DIMENSION WITHOUT AN INSPECTION REPORT SYMBOL (*) DOES NOT REQUIRE INSPECTION. IT MAY BE CONTROLLED ON THE INDIVIDUAL COMPONENT DRAWINGS. | TOTAL NO OF INSPECTIONS REQUIRED | 2 | NO MISSING SYMBOL NUMBER |
| | LAST NO. USED | 2 | |

| ECN STATUS | | | | | REVISION HISTORY | INITIAL | DATE | APPROVED |
|---|---|---|---|---|---|---|---|---|
| DRAFTER | R | 07 | | | CLEARED RQ SQ & SQ PARTS - REDRAWN TO NEW LABEL FORM (CUSTOM DATA) NOTE 8 TAPE&REEL TEMP NOTE | KLEIFGEN | 07JUL97 | KLEIFGEN |
| | | | | | | | | |
| ENGINEER | R | 08 | - | - | 1162266 - RELEASED AND INACTIVE | KLEIFGEN | 14JUL97 | LAFARGUE |
| ENGINEER | R | 09 | - | - | ALL ACTIVE PARTS - ADDED LUBRICANT NOTE | KEARNS | 24JUL97 | LAFARGUE |
| ENGINEER | R | 10 | - | - | 1162266 - UPDATED PART AVAILABILITY | KLEIFGEN | 14OCT99 | LAFARGUE |

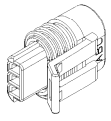

TYPE 101

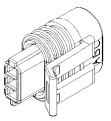

TYPE 102
SAME AS TYPE 101 EXCEPT AS SHOWN

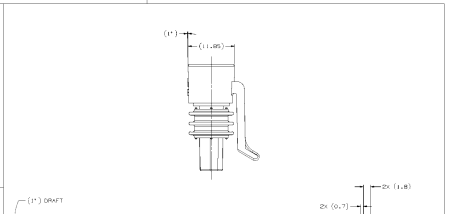


OPTIONAL CONSTRUCTION

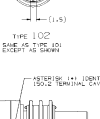


TYPE 102
SAME AS TYPE 101 EXCEPT AS SHOWN

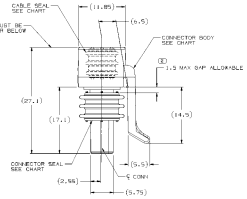


NOTES

1. UNLESS OTHERWISE SPECIFIED AND/OR INDICATED:

   DIMENSIONS ARE TO FACE OF VIEW SHOWN AND AUTOMATICALLY PROVIDED BY COMPUTER FOR INSPECTION (SEE MATH MODEL FOR PRECISE DIMENSIONS). FOR ALL OTHER DIMENSIONS NOT SHOWN BUT REQUIRED FOR TOOL BUILD, SEE MATH MODEL FOR PRECISE TOOL PATH DATA.

2. THIS PRODUCT IS NOT CATEGORIZED AS AN APPEARANCE ITEM. MINOR IMPERFECTIONS (INCLUDING, BUT NOT LIMITED TO: FLOW MARKS, COLOR VARIATION, GATE VESTIGE, EJECTOR PIN MARKS, SLIGHT FLASH, SINK, FILL PATTERN, OR FUNCTION OF THE PART) ARE PERMISSIBLE PER GAP 4.10-18.

3. FOR LEAD LENGTH CALCULATIONS DISTANCE FROM MATING END OF CONNECTOR TO FRONT OF CABLE CORE IS 51.60 ±1.75

4. WHEN PARTS ARE SHIPPED THEY MUST BE PACKED IN PLASTIC BAGS OR SHIPPING CONTAINERS MUST BE LINED WITH PLASTIC LINERS. BAGS OR LINERS MUST BE SEALED TO AVOID ENTRY OF FOREIGN MATTER

5. SEALING CODE 3

   DESIGN WILL PASS SALT FOG AND IMMERSION TEST
   AFTER CONDITIONING AS SPECIFIED TO ESA-MAT-WEATHER-PACK1, ESA-TI-0 (WEBTI-PACK1), ESA-250 (UNDER-200 MICRO-PACK), C-4000 (WORLD CONNECTOR), ETC WHEN MATED TO MATING PART OR EQUIVALENT

6. FOR PART NUMBERS WITH ADHESIVE, USE PM00310.0R ADHESIVE APPROVED BY MATERIALS ENGINEERING TO GLUE CONNECTOR SEAL TO CONNECTOR

7. FOR APPLICATION DATA SEE THE INDIVIDUAL APPLICATION DRAWINGS.

8. E.80.1 LUBRICANT LUBRICANT CAN BE USED AS AN AUXILIARY SUPPORT OF THE CABLE INSTALLATION PROCESS.

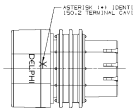


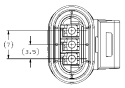


TYPE 101

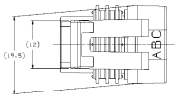

| | | | | | | | |