SYMBOL DEFINITION		
A DIMENSION WITHOUT AN INSPECTION REPORT SYMBOL ( ) DOES NOT REQUIRE INSPECTION. IT MAY BE CONTROLLED ON THE INDIVIDUAL COMPONENT DRAWING.	TOTAL NO OF INSPECTIONS REQUIRED	18
	LAST NO. USED	8

MISSING SYMBOLS
NO MISSING SYMBOL NUMBER

DWG STATUS DATE	STG	REV	N/P	C-G	ZONE	REVISION HISTORY	AUTH	DR	APVD 1	APVD 2
14AU07	R	01	-	-	-	CREATED TAXI - 15430898 WAS SEPARATE DRAWING, ADDED 13662315 - RELEASED	402395	RH	RH	TAV
23JA08	R	02	-	-	-	ALL PARTS: DIM A WAS 24 11.4	403445	PJC	PJC	TAV
11MR09	R	03	-	-	-	13662315 - MAT'L SPEC WAS GRAY COLOR	407508	JDD	AUG	TAV
26MR09	R	04	-	-	-	13662315 - CREATED CUSTOMER PART DRAWING & MATING CONN ASM WAS 13644974	407643	JTZ	FKV	TAV
04AP09	R	05	-	-	-	15430898 - UPDATED PDM ATTRIBUTES	407667	APC	JAA	GGL

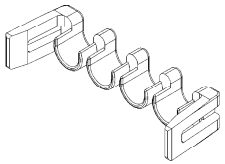

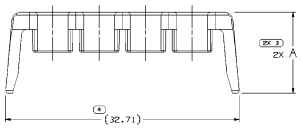

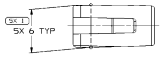

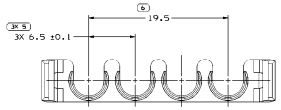

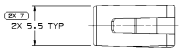

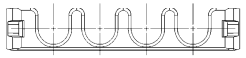

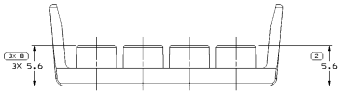

NOTES

1. UNLESS OTHERWISE SPECIFIED AND/OR INDICATED:

   DIMENSIONS ARE TO FACE OF VIEW SHOWN AND AUTOMATICALLY ROUNDED BY COMPUTER FOR INSPECTION (SEE MATH MODEL FOR PRECISE DIMENSIONS). FOR ALL OTHER DIMENSIONS NOT SHOWN BUT REQUIRED FOR TOOL BUILD, SEE MATH MODEL FOR PRECISE TOOL PATH DATA.

2. REFERENCE MATING COMPONENTS OR EQUIVALENT:

   ASM CONN - SEE CHART

3. 11.51X10.11 RAISED DELPHI CORPORATE BRAND TO BE LOCATED ON ANY EXTERIOR SURFACE, PREFERABLY VISIBLE AT FINAL ASSEMBLY. OPTIONAL CONSTRUCTION TO BE "PED" OR NO LOGO.

4. THIS PRODUCT IS NOT CATEGORIZED AS AN APPEARANCE ITEM. MINOR IMPERFECTIONS INCLUDING, BUT NOT LIMITED TO, FLOW MARKS, COLOR BLEMISHES, GATE VESTIGE, AND SOFT FLASH THAT DO NOT AFFECT THE FIT, FORM, OR FUNCTION OF THE PART ARE PERMISSIBLE PER DRMP-4.7-CS-01.

PART NO	REV	N/P	STATUS	MATERIAL SPECIFICATION AND COLOR	MATING CONNECTOR ASM	DIMENSION A
13662315	02	AA		POLYAMIDE COMPOUND BLK	13711486	11.4 +0.44/-0.3
15430898	01	AC		POLYAMIDE COMPOUND GRAY	15326631, 15326633	11.4

UNLESS OTHERWISE SPECIFIED DIMENSIONS ARE IN MILLIMETERS										
FROM	> 0	> 30	> 50	> 70	> 90	> 150	> 200	> 250	> 300	> 400
TO	30	50	70	90	150	200	250	300	400	500
TOLERANCE UNLESS OTHERWISE SPECIFIED										
±0.15	±0.2	±0.3	±0.4	±0.5	±0.6	±0.8	±1	±1.2		
ANGULAR TOLERANCE ±2°										

(2) PROCESS SENSITIVE DIMENSION

DIMENSIONS INDICATED IN ( ) INDICATE NOMINAL VALUES ONLY AND DO NOT REQUIRE INSPECTION.

THIRD ANGLE PROJECTION

DO NOT SCALE

USE MATH DATA

NX

PART TYPE: PART DRAWING

STYLE: GMT-360

VOLUME (CU): 0.418

SYSTEM SIZE:

UNLESS OTHERWISE SPECIFIED

ALL DIMENSIONS ARE IN MILLIMETERS

REFERENCE

DELPHI

DELPHI PACKARD ELECTRICAL/ELECTRONIC ARCHITECTURE
WARREN, OH

		DATE
DR		
APVD1	ROBERT HURD	14AU07
APVD2	ROBERT HURD	14AU07
APVD3	THOMAS A VOLPONE	15AU07
APVD4		
APVD5		

SUBSTRATES OF CONCERN AND REVIEWED CONTENT PER DELPHI (04-950)

MATERIAL: SEE CHART

DRAWING NAME: TAXI LOCK SECONDARY TPA GT

DRAWING NUMBER: 13662458

SIZE	SCALE	FORMAT NO	SHEET NO	TOTAL	REV	N/P
A0	5:1	1	1 OF 1	1 OF 1	R 05	-