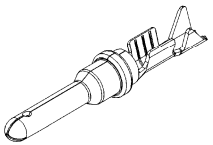
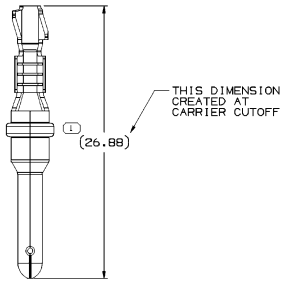
| KEY PRODUCT CHARACTERISTICS | | | | |
|---|---|---|---|---|
| SAFETY/COMPLIANCE | FIT/FUNCTION | TOTAL ON DRAWING | 1 | |
| S/C CHECKPOINTS | F/F CHECKPOINTS | LAST NO. USED | 1 | |
| NO & TYPE | DESCRIPTION | RATIONALE | PTS | ZONE |
| 1 FF | DIAMETER | | | D10 |

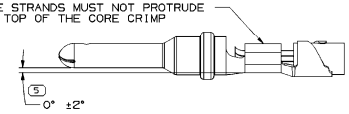
| SYMBOL DEFINITION | | |
|---|---|---|
| A DIMENSION WITHOUT AN INSPECTION REPORT SYMBOL (5) DOES NOT REQUIRE INSPECTION. IT MAY BE CONTROLLED ON THE INDIVIDUAL COMPONENT DRAWING. | TOTAL NO OF INSPECTIONS REQUIRED | 5 |
| | LAST NO. USED | 5 |

MISSING SYMBOLS: NO MISSING SYMBOL NUMBER

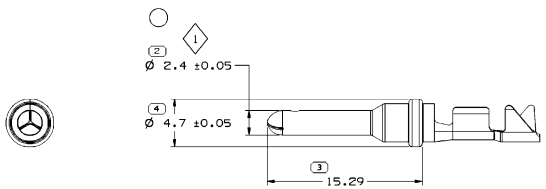
| DWG STATUS DATE | STG | REV | N/P | CHG | ZONE | REVISION HISTORY | AUTH | DR | APVD 1 | APVD 2 |
|---|---|---|---|---|---|---|---|---|---|---|
| 23SE09 | R | 01 | - | - | | ALL PARTS - CREATED PART DRAWING | 408719 | CM | CM | PDP |
| 03NO09 | R | 02 | - | - | | ALL ACTIVE PARTS - ADDED LUBE TERMINAL NOTE | 409377 | FRE | JVM | PDP |
| 28JA10 | R | 03 | - | | | SHEET 1 OF 2 WAS SHEET 1 OF 1. ADDED COLUMN "TYPE" TO THE CHART. | 409761 | MB | MB | YD |
| 09AP10 | R | 04 | - | - | | ALL ACTIVE PARTS - DIMS (26.88) WAS (26.16) AND 15.29 WAS 14.57 | 410522 | ECB | ECB | PDP |
| 14JN10 | R | 05 | - | - | | 13783269 & 13783284 - REVISED GRAPHICS | 411065 | EVV | EVV | PDP |
| 29JL10 | R | 06 | - | - | | 13783269 - CORRECTED PART NUMBER | 411466 | JRL | JRL | GR |
| 28FE11 | R | 07 | - | - | | ALL ACTIVE PARTS - ADDED NOTES "TERMINAL CAN BE USED..." AND "TERMINAL IS A DIRECT..." | 413483 | CBG | CBG | PDP |
| 03MY11 | R | 08 | - | - | | ALL ACTIVE PARTS - UPDATED PDM ATTRIBUTES | 414071 | AJP | JAA | PDP |
| 07JN11 | R | 09 | - | - | | ALL ACTIVE PARTS - UPDATED PDM ATTRIBUTES | 414464 | AJP | JAA | PDP |
| 22JN11 | R | 10 | - | - | | ALL ACTIVE PARTS - ADDED CABLE CORE STRANDS LABEL | 414558 | AGM | JVM | PDP |
| 08JL11 | R | 11 | - | - | | ALL ACTIVE PARTS - UPDATED PDM ATTRIBUTES | 414764 | CBG | CBG | PDP |
| 06SE11 | R | 12 | - | - | | ALL ACTIVE PARTS - REMOVED "MAX CURRENT CAPACITY" & "INSULATION CRIMP" NOTES | 415287 | MRC | JVM | PDP |
| 14OC11 | R | 13 | - | - | | ALL PARTS - ADDED TERMINAL APPLICATION INFORMATION NOTE | 415781 | JCF | JVM | PGD |
| 30JA13 | R | 14 | - | - | | ALL AVAILABLE PARTS - UPDATED PDM ATTRIBUTES | 421281 | JLP | JVM | PGD |
| 20MR13 | R | 15 | - | - | | ALL AVAILABLE PARTS - ADDED KPC SYMBOL (1 PLC) & CHART | 421801 | AJP | JVM | PGD |






CRIMPED TERMINAL AND CABLE ALIGNMENT




TYPE 101

NOTES

1. UNLESS OTHERWISE SPECIFIED AND/OR INDICATED:

   DIMENSIONS ARE TO FACE OF VIEW SHOWN AND AUTOMATICALLY ROUNDED BY COMPUTER FOR INSPECTION (SEE MATH MODEL FOR PRECISE DIMENSIONS). FOR ALL OTHER DIMENSIONS NOT SHOWN BUT REQUIRED FOR TOOL BUILD, SEE MATH MODEL FOR PRECISE TOOL PATH DATA.

2. TERMINAL MUST BE MADE USING NYE 1488 OIL WITH UV TRACE ADDED (NYE LUBRICANTS) MIXED 50/50 WITH FIN LUBE 0177 (PPG INDUSTRIES SPECIALTY PRODUCTS) DURING THE FORM PROCESS.

   AFTER STAMPING, NYE OIL MUST BE PRESENT ON THE MATING INTERFACE AREA AND ON THE OUTSIDE SURFACE OF THE CRIMP WINGS. THE RECOMMENDED APPLICATION METHOD UTILIZES A MIXTURE QUANTITY OF 0.75 GALLONS PER MILLION TERMINALS. ANY DEVIATION FROM THIS LUBRICANT MUST BE APPROVED BY DELPHI PACKARD PRODUCT ENGINEERING.

3. REFER TO DRAWING NUMBER 13922721 FOR TERMINAL APPLICATION INFORMATION (CURRENT CARRYING CAPABILITY, CABLE RANGE, ETC.)

MATERIAL NOTES:

1. TERMINAL CAN BE USED IN ANY INDUSTRY STANDARD 2.4 MM (SIZE 12 MIL 39029) CAVITY. EXAMPLE DEUTSCH DTP.
2. TERMINAL IS A DIRECT REPLACEMENT FOR (EQUIVALENT TO) THE DEUTSCH 1060-12-XXXX FAMILY OF STAMPED AND FORMED CONTACTS.

| PART NO | REV | N/P | CONTACT PLATING | SIZE (MM²) | ID | DIA | TYPE | MATING TERMINAL |
|---|---|---|---|---|---|---|---|---|
| | | | PLATED | CABLE | | | | |
| 13783285 | 01 | | GOLD | 4 - 6 | 10 | 4 - 5.7 | 101 | 13783302 |
| 13783270 | 01 | | NICKEL | 4 - 6 | 10 | 4 - 5.7 | 101 | 13783294 |
| 13783284 | 03 | AJ | GOLD | 4 - 6 | 10T | 3.4 - 4.8 | 101 | 13783301 |
| 13783269 | 03 | AK | NICKEL | 4 - 6 | 10T | 3.4 - 4.8 | 101 | 13783293 |
| 13783283 | 02 | AJ | GOLD | 2 - 3 | 13 | 2.89 - 4.21 | 101 | 13783300 |
| 13783268 | 02 | AJ | NICKEL | 2 - 3 | 13 | 2.89 - 4.21 | 101 | 13783292 |
| 13783282 | 02 | AJ | GOLD | 2 - 3 | 13T | 2.4 - 3.35 | 101 | 13783299 |
| 13783267 | 02 | AJ | NICKEL | 2 - 3 | 13T | 2.4 - 3.35 | 101 | 13783291 |
| 13783280 | 02 | AJ | GOLD | 1.5 - 2.5 | 14 | 2.6 - 3.7 | 101 | 13783298 |
| 13783266 | 02 | AJ | NICKEL | 1.5 - 2.5 | 14 | 2.6 - 3.7 | 101 | 13783290 |
| 13783277 | 02 | AJ | GOLD | 1.5 - 2.5 | 14T | 2.1 - 3 | 101 | 13783297 |
| 13783265 | 02 | AJ | NICKEL | 1.5 - 2.5 | 14T | 2.1 - 3 | 101 | 13783289 |
| 13783276 | 02 | AJ | GOLD | 0.75 - 1 | 17 | 2.2 - 3.1 | 101 | 13783296 |
| 13783264 | 02 | AJ | NICKEL | 0.75 - 1 | 17 | 2.2 - 3.1 | 101 | 13783288 |
| 13783273 | 02 | AJ | GOLD | 0.75 - 1 | 17T | 1.6 - 2.25 | 101 | 13783295 |
| 13783263 | 02 | AJ | NICKEL | 0.75 - 1 | 17T | 1.6 - 2.2 | 101 | 13783287 |

A LINE DRAWN THROUGH A PART NUMBER INDICATES THAT PHYSICAL PARTS ARE NOT AVAILABLE FOR ORDERING.

PART NUMBERS THAT DO NOT HAVE A LINE PRESENT INDICATE THAT PHYSICAL PARTS ARE AVAILABLE FOR ORDERING.

CONTACT DELPHI SALES TO ASSURE AVAILABILITY

DWG TYPE: PART DRAWING

STYLE

VOLUME (CM³) | DISTR CODE

UNLESS OTHERWISE SPECIFIED

THIS DOCUMENT IS IN ACCORDANCE WITH ASME Y14.5M-1994 AS AMENDED BY ISO 1101-1:2004 DIMENSIONING AND TOLERANCING ADDENDUM + DPD. ALL GEOMETRIC TOLERANCES AND RELATED DATUMS APPLY RFS. RULE #1(PERFECT FORM AT MMC) DOES NOT APPLY. WHEN RELATIONSHIP BETWEEN FEATURES IS ESTABLISHED BY ORIENTATION OR LOCATION TOLERANCES, SEPARATE POSITION CALLOUTS MAY BE SHOWN SEPARATELY, REGARDLESS OF DATUM REFERENCE.
ALL DIMENSIONS ARE IN MILLIMETERS

4 PROCESS SENSITIVE DIMENSION

DIMENSIONS ENCLOSED IN ( ) INDICATE REFERENCE DIMENSIONS AND NO TOLERANCE LIMITS ARE ESTABLISHED

REFERENCE

| DIMENSIONAL RANGE (MM) | CHART D |
|---|---|
| FROM 0 TO 12 | >12 |
| TOLERANCE UNLESS OTHERWISE SPECIFIED | |
| ±0.1 | ±0.2 |
| ANGULAR TOLERANCE ±2° | |

THIRD ANGLE PROJECTION

DO NOT SCALE USE MATH DATA

NX

DELPHI

DELPHI PACKARD ELECTRICAL/ELECTRONIC ARCHITECTURE
WARREN, OH

COPYRIGHT 2009 DELPHI CORPORATION AND/OR ITS AFFILIATES.
ALL RIGHTS RESERVED.
REVISED 2013
THIS DRAWING IS THE PROPERTY OF DELPHI CORPORATION AND CONTAINS DELPHI CONFIDENTIAL INFORMATION. THE REPRODUCTION, DISTRIBUTION AND UTILIZATION OF THIS DOCUMENT OR ITS RELATED CAD MATH DATA, AS WELL AS COMMUNICATION OF ANY CONTENT TO OTHERS, WITHOUT EXPRESS AUTHORIZATION, IS PROHIBITED.

| | DR | DATE |
|---|---|---|
| APVD1 | C.MARGRAVE | 23SE09 |
| APVD2 | C.MARGRAVE | 23SE09 |
| APVD3 | PAUL DEPOMPEI | 24SE09 |
| APVD4 | | |
| APVD5 | | |

SUBSTANCES OF CONCERN AND RECYCLED CONTENT PER DELPHI [0949900]

MATERIAL: COPPER ALLOY

DRAWING NAME: TAXI TERM M HES 2.4 UNKN

DRAWING NUMBER: 13783262

| SIZE | SCALE | FRAME NO | SHEET NO | STG | REV | N/P |
|---|---|---|---|---|---|---|
| A1 | 5:1 | 1 OF 1 | 1 OF 2 | R | 15 | - |

User: 137241
Drawing: 13783262-A001-01
Template: 13783262-A001-01.dot