| SYMBOL DEFINITION | | | MISSING SYMBOLS |
|---|---|---|---|
| A DIMENSION WITHOUT AN INSPECTION REPORT SYMBOL DOES NOT REQUIRE INSPECTION. IT MAY BE CONTROLLED ON THE INDIVIDUAL COMPONENT DRAWING. | TOTAL NO OF INSPECTIONS REQUIRED | 29 | NO MISSING SYMBOL NUMBER |
| | LAST NO. USED | 29 | |

| DATE | DWG STATUS | REV | ZONE | REVISION HISTORY | AUTH | DR | APVD | APVD |
|---|---|---|---|---|---|---|---|---|
| 27JN12 | R | 01 | - | - | ALL PARTS - RELEASED | 418638 | HCD | HCD |
| 24JL12 | R | 02 | - | - | 13970548 - UPDATED PDM ATTRIBUTES; 13974138-39 - RELEASED | 418953 | HCD | HCD |
| 17JA13 | R | 03 | - | - | ALL PARTS - (38) WAS (38.1) | 420911 | FRE | JOR |
| 07MR13 | R | 04 | - | - | ALL PARTS - REVISED GRAPHICS | 421695 | JAR | JAR |
| 08NO13 | R | 05 | - | - | ALL PARTS - (4.98) WAS 4.95 AND UPDATED CONNECTOR | 424516 | MF | EVV |
| 15NO13 | R | 06 | - | - | ALL PARTS - UPDATED CONNECTOR | 424661 | EVV | EVV |
| 19MY15 | R | 07 | - | - | ALL PARTS - UPDATED CONNECTOR AND PLR TO LATEST REV | 429631 | ORA | JVW |
| 22JN15 | R | 08 | - | - | 33233894 - RELEASED | 429934 | DAG | DAG |
| 12NO15 | R | 09 | - | - | 13968716 - UPDATED PART AVAILABILITY | 431422 | ABH | JVW |
| 23FE16 | R | 10 | - | - | ALL PARTS -(15.14) WAS (4.98) AND UPDATED CONNECTOR TO LATEST REV | 432133 | COD | COD |
| 14AU20 | R | 11 | - | - | 13968716 - UPDATED CONNECTOR TO LATEST REV | 552228 | GLG | AA |

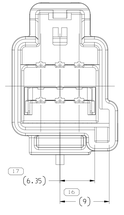


TYPE 102
SAME AS TYPE 101
EXCEPT AS SHOWN

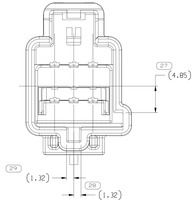


TYPE 106
SAME AS TYPE 101
EXCEPT AS SHOWN

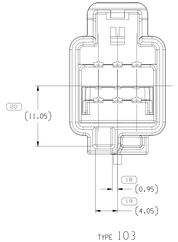


TYPE 103
SAME AS TYPE 101
EXCEPT AS SHOWN

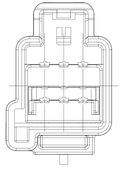

TYPE 107
SAME AS TYPE 101
EXCEPT AS SHOWN

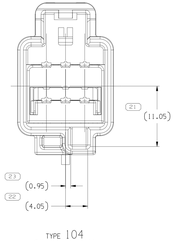


TYPE 104
SAME AS TYPE 101
EXCEPT AS SHOWN

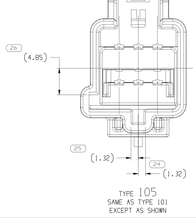


TYPE 105
SAME AS TYPE 101
EXCEPT AS SHOWN

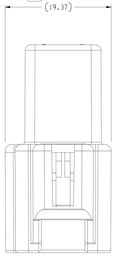


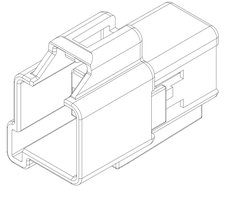

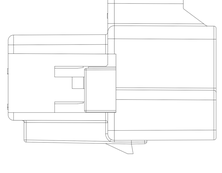

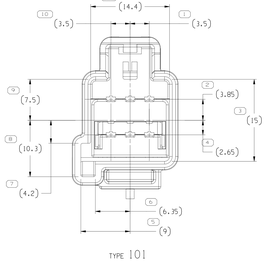


TYPE 101

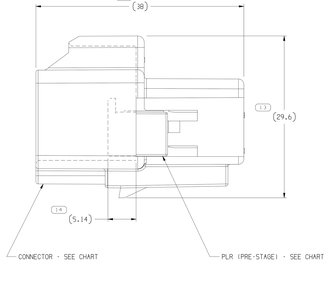


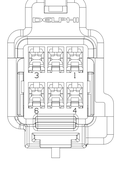

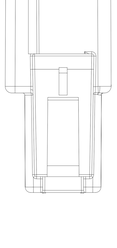

NOTES

1. UNLESS OTHERWISE SPECIFIED AND/OR INDICATED:

   DIMENSIONS ARE TO FACE OF VIEW SHOWN AND AUTOMATICALLY ROUNDED BY COMPUTER FOR INSPECTION (SEE MATH MODEL FOR PRECISE DIMENSIONS). FOR ALL OTHER DIMENSIONS NOT SHOWN BUT REQUIRED FOR TOOL BUILD, SEE MATH MODEL FOR PRECISE TOOL PATH DATA.

2. SEALING CODE O - UNSEALED

3. THIS PRODUCT IS NOT CATEGORIZED AS AN APPEARANCE ITEM. MINOR IMPERFECTIONS (INCLUDING, BUT NOT LIMITED TO, FLOW MARKS, COLOR BLEMISHES, GATE VESTIGE, AND SOFT FLASH THAT DO NOT AFFECT THE FIT, FORM, OR FUNCTION OF THE PART ARE PERMISSIBLE PER DPNP-4.7-CS-01.

4. FOR APPLICATION DATA SEE THE INDIVIDUAL APPLICATION DRAWINGS.

| PART NO | REV | N/P | TYPE | CONNECTOR | PLR | USCAR OPTION |
|---|---|---|---|---|---|---|
| 33233894 | 02 | - | 107 | 33232647 | 13968718 | A |
| 13974322 | 06 | - | 106 | 13974335 | 13968718 | F |
| 13974138 | 06 | - | 105 | 13974334 | 13968718 | E |
| 13970552 | 06 | - | 104 | 13970537 | 13968718 | D |
| 13970549 | 06 | - | 103 | 13970536 | 13968718 | C |
| 13970548 | 07 | - | 102 | 13970535 | 13968718 | B |
| 13968716 | 06 | AA | 101 | 13968714 | 13968718 | A |

| DRAWING NUMBER | | | | | | | |
|---|---|---|---|---|---|---|---|
| 13968722 | | | | | | | |
| SIZE | SCALE | FORMAT NO | SHEET NO | TOTS | REV | N/P |
| A1x3 | 4:1 | 2 OF 2 | 1 OF 1 | R | 11 | - |

NOTES: LINE DRAWN THROUGH A PART NUMBER INDICATES THAT PHYSICAL PARTS ARE NOT AVAILABLE FOR ORDERING.

PART NUMBERS THAT DO NOT HAVE A LINE PRESENT INDICATE THAT PHYSICAL PARTS ARE AVAILABLE FOR ORDERING.

CONTACT APTIV SALES TO ASSURE AVAILABILITY OF PARTS.

| | |
|---|---|
| DWG TYPE | PART DRAWING |
| STYLE | |
| VOLUME (CM³) | SYSTEM UOM |

UNLESS OTHERWISE SPECIFIED

THIS DOCUMENT IS IN ACCORDANCE WITH ASME Y14.5M-1994 UNLESS OTHERWISE SPECIFIED. GEOMETRIC DIMENSIONING & TOLERANCING MAXIMUM MATERIAL. SEPARATE PATTERNS OF FEATURES MAY BE GAGED SEPARATELY REGARDLESS OF DATUM REFERENCES.

ALL DIMENSIONS ARE IN MILLIMETERS

(N/A) PROCESS SENSITIVE DIMENSION

DIMENSIONS ENCLOSED IN ( ) INDICATE REFERENCE DIMENSIONS AND NO TOLERANCE IS GIVEN OR STANDARD.

| DIMENSIONAL RANGE (MM) | | | | | | | | | |
|---|---|---|---|---|---|---|---|---|---|
| FROM | 0 | >30 | >50 | >80 | >120 | >160 | >200 | >250 | >300 |
| TO | 30 | 50 | 80 | 120 | 160 | 200 | 250 | 300 | 500 |
| TOLERANCE UNLESS OTHERWISE SPECIFIED | | | | | | | | | |
| ±0.25 | ±0.25 | ±0.25 | ±0.25 | ±0.25 | ±0.25 | ±0.25 | ±0.25 | ±0.25 | ±0.25 |
| ANGULAR TOLERANCE ±2° | | | | | | | | | |

THIRD ANGLE PROJECTION

DO NOT SCALE

USE MATH DATA

NX

APTIV
CONNECTION SYSTEMS
WARREN, OH

COPYRIGHT 2012 APTIV. ALL RIGHTS RESERVED.

THIS DRAWING IS THE PROPERTY OF APTIV AND CONTAINS APTIV CONFIDENTIAL INFORMATION. THE RECEIPT OR POSSESSION OF THIS DRAWING OR ITS UTILIZATION OF THIS DOCUMENT OR ITS RELATED CAD MATH DATA, WE WILL NOT BE COMMUNICATION OF ANY CONTENTS TO OTHERS, WITHOUT EXPRESS AUTHORIZATION, IS PROHIBITED.

| | | DATE |
|---|---|---|
| DR | | |
| APVD1 | HECTOR CLAUDIO | 26JN12 |
| APVD2 | HECTOR CLAUDIO | 27JN12 |
| APVD3 | GERARDO GOMEZ | 27JN12 |
| APVD4 | | |
| APVD5 | | |

SUBSTANCES OF CONCERN AND RECYCLED CONTENT PER APTIV (DRAWING)

SEE CHART

DRAWING NAME

TAXI ASM CONN 6 M OCS 1.5

| DRAWING NUMBER | | | | | | | |
|---|---|---|---|---|---|---|---|
| 13968722 | | | | | | | |
| SIZE | SCALE | FORMAT NO | SHEET NO | TOTS | REV | N/P |
| A1x3 | 4:1 | 1 OF 2 | 1 OF 1 | R | 11 | - |

13968722

Date: 18-Aug-20 Time: 14:57:32
Model: 13968722.DRW;11
Plot Date: 18-Aug-20 Time: 14:57:32