SYMBOL DEFINITION		MISSING SYMBOLS
A DIMENSION WITHOUT AN INSPECTION REPORT SYMBOL DOES NOT REQUIRE INSPECTION. IT MAY BE CONTROLLED ON THE INDIVIDUAL COMPONENT DRAWING.	TOTAL NO OF INSPECTIONS REQUIRED 92	4 6-20 22 27 29-43 45-59
	LAST NO. USED 62	

DWG STATUS DATE	SIZE	REV	N/P	DWG	ZONE	REVISION HISTORY	AUTH	DR	APVD	APVD
15OC99	R	01	-	-	-	CLEARED REV COLUMN & 12092631 - OBSOLETE	990003	AKS	JWL	RT
23JU00	R	02	-	-	-	1209263) REINSTATE	000010	JIB	JIB	DD M
03NO03	R	03	-	-	-	ALL PARTS - ADDED BASIC DIMS (II PLCS)& DIMS (4 PLCS)& GOAT DATUMS	248305	HH	RVP	DB
25MY04	R	04	-	-	-	12110261 - REVISED GRAPHICS	254428	LEG	RCH	MB
06JA05	R	05	-	-	-	13515290 - RELEASED; - ALL PARTS - ADDED CONNECTOR MOUNTING NOTE 4, ADDED DIM "A" TO CHART, REVISED CONNECTOR MOUNTING NOTE 3	262920	ADK	ADK	AK
09MY05	R	06	-	-	-	ALL PARTS - REVISED NOTE 3	267803	WDH	FRO	MB
16JN05	R	07	-	-	-	ALL PARTS - 2X 47 +0.3/-0.5 WAS 2X 47±0.3	269405	CJP	CJP	JJC
08JA07	R	08	-	-	-	13614178 - RELEASED	400041	JPW	FRO	JOS
26FE07	R	09	-	-	-	13630725 - RELEASED	400616	JPH	JAA	JOS
24JL07	R	10	-	-	-	13614178 - DIM 29 +0.15/-.3 WAS 29 ±0.15	401958	JTV	AUG	JOS
03AU07	R	11	-	-	-	13614178 - REVISED TOLERANCE (1 PLC)	402023	JBD	AUG	JOS
01MY08	R	12	-	-	-	12146358 - OBSOLETE	404542	WDH	JAA	DB
21JN10	R	13	-	-	-	ALL ACTIVE PARTS - UPDATED TERMINAL	410753	MAB	JAA	FBF
06AP16	R	14	-	-	-	ALL ACTIVE PARTS - PSD WAS ITEM 2 2 DIMENSIONS WERE ADDED	432671	PPE	PPE	AH
12NO16	R	15	-	-	-	12092634,3),15084948-49 - CORRECTED REV LEVEL FOR AUTH NUMBER 432671	433066	AHD	AHD	KRM
12NO18	R	16	-	-	-	12092631, 12092634 & 13515290 - OBSOLETE	441404	JLL	JAA	RJR

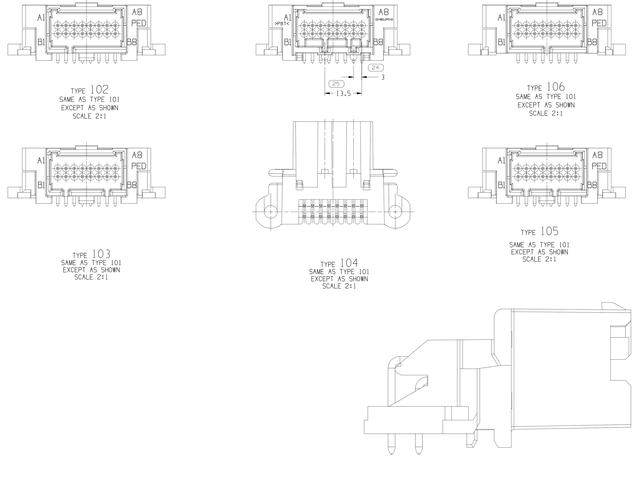

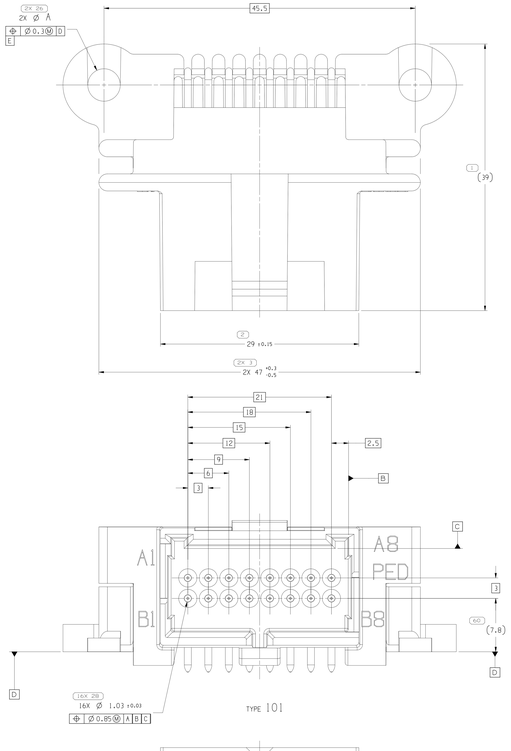

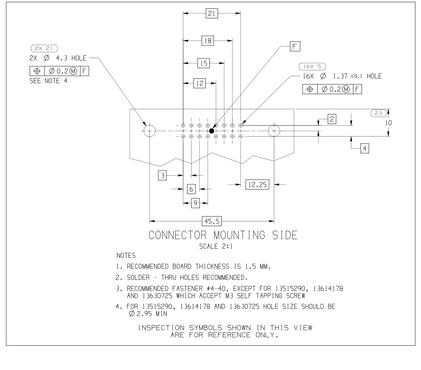

NOTES

1. RECOMMENDED BOARD THICKNESS IS 1.5 MM.
2. SOLDER - THRU HOLES RECOMMENDED.
3. RECOMMENDED FASTENER #4-40, EXCEPT FOR 13515290, 13614178 AND 13630725 WHICH ACCEPT M3 SELF TAPPING SCREW
4. FOR 13515290, 13614178 AND 13630725 HOLE SIZE SHOULD BE Ø 2.95 MIN.

INSPECTION SYMBOLS SHOWN IN THIS VIEW ARE FOR REFERENCE ONLY.

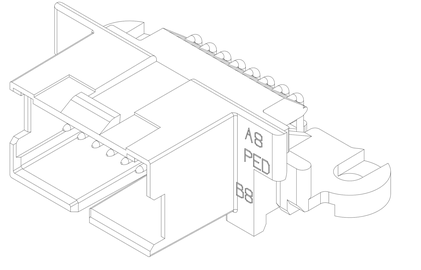

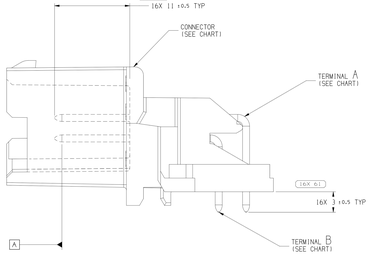

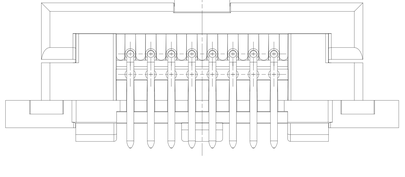

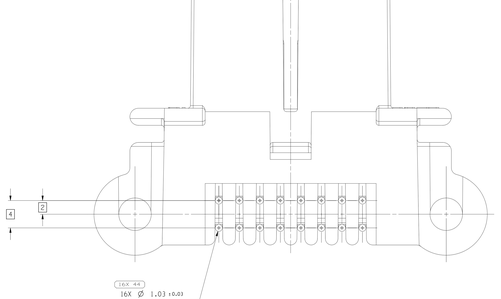

NOTES

1. UNLESS OTHERWISE SPECIFIED AND/OR INDICATED:

   DIMENSIONS ARE TO FACE OF VIEW SHOWN AND AUTOMATICALLY ROUNDED BY COMPUTER FOR INSPECTION (SEE MATH MODEL FOR PRECISE DIMENSIONS). FOR ALL OTHER DIMENSIONS NOT SHOWN BUT REQUIRED FOR TOOL BUILD, SEE MATH MODEL FOR PRECISE TOOL PATH DATA.

2. REFERENCE MATING COMPONENTS OR EQUIVALENT: CONNECTOR - SEE CHART
3. SEALING CODE 0 - UNSEALED
4. THIS PRODUCT IS NOT CATEGORIZED AS AN APPEARANCE ITEM, MINOR IMPERFECTIONS INCLUDING, BUT NOT LIMITED TO, FLOW MARKS, COLOR BLEMISHES, GATE VESTIGE, AND SOFT FLASH THAT DO NOT AFFECT THE FIT, FORM, OR FUNCTION OF THE PART ARE PERMISSIBLE PER DPNP-4.7-CS-01.

PART NO	REV	N/P	TYPE	CONNECTOR	TERMINAL A	TERMINAL B	TERMINAL A	TERMINAL B	MATING CONNECTOR	DIM A
							OPTIONAL CONSTRUCTION			
13630725	01	AB	106	13630723	12052804	12052803	12048348	12047727	12084944	2.5
13614178	02	AB	106	13614175	12052804	12052803	12048348	12047727	12084944	2.5
13515290	01	AE	101	13516542	12052804	12052803	12048348	12047727	12084944	2.5
12146358	A6	-	104	12146357	12052804	12052803	12048348	12047727	12110259	4.75
12110261	03	AE	104	12110260	12052804	12052803	12048348	12047727	12110259	4.75
12092634	A9	-	105	12092633	12052804	12052803	12048348	12047727	12092632	4.75
12092631	A11	-	103	12092630	12052804	12052803	12048348	12047727	12092629	4.75
12084949	A8	-	102	12084942	12052804	12052803	12048348	12047727	12084945	4.75
12084948	A8	-	101	12084941	12052804	12052803	12048348	12047727	12084944	4.75

DIMENSIONS ENCLOSED IN [ ] INDICATE REFERENCE DIMENSIONS AND NO TOLERANCE IS TO BE ESTABLISHED.

DIMENSIONAL RANGE (MM)									
FROM	0.5	6	30	120	> 315	>1000	>2000	>2500	>3000
TO	6	30	120	315	1000	2000	2500	3000	5000
TOLERANCE UNLESS OTHERWISE SPECIFIED									
±0.15	±0.25	±0.4	±0.6	±0.8	±1.0	±1.2	±1.6	±2.0	±2.5
ANGULAR TOLERANCE ±0°									

(G) PROCESS SENSITIVE DIMENSION

REFERENCE

THIRD ANGLE PROJECTION

DO NOT SCALE

USE MATH DATA

NX

A ⚠ LINE DRAWN THROUGH A PART NUMBER INDICATES THAT PHYSICAL PARTS ARE NOT AVAILABLE FOR ORDERING.

PART NUMBERS THAT DO NOT HAVE A LINE PRESENT INDICATE THAT PHYSICAL PARTS ARE AVAILABLE FOR ORDERING.

CONTACT APTIV SALES TO ASSURE AVAILABILITY OF PARTS.

DWG TYPE: PART DRAWING

TITLE

VOLUME (CM³) | DISTR CODE

UNLESS OTHERWISE SPECIFIED

THIS DOCUMENT IS IN ACCORDANCE WITH ASME Y14.5M-1994 UNLESS OTHERWISE SPECIFIED. ALL DIMENSIONS TOLERANCING ACCORDING TO ASME Y14.5M-1994 ALL SURFACE TOLERANCES AND RELATED DATUMS APPLY ONLY TO THE FINISHED PART. ALL DIMENSIONS AND TOLERANCES APPLY TO THE FINISHED PART. DO NOT SCALE THIS DRAWING FOR DETERMINATION OF LOCATION TOLERANCES. ALL DIMENSIONS ARE TO BE MEASURED AT THE GIVEN DATUM REFERENCES, OR SHOWN "GRAPHICALLY" REGARDLESS OF DATUM REFERENCE.

ALL DIMENSIONS ARE IN MILLIMETERS

•APTIV•
CONNECTION SYSTEMS
WARREN, OH
COPYRIGHT (YR) APTIV, ALL RIGHTS RESERVED.

THIS DRAWING IS THE PROPERTY OF APTIV AND CONTAINS APTIV CONFIDENTIAL INFORMATION. THE RECEIPT OR POSSESSION OF THIS DRAWING OR THE UTILIZATION OF THIS DOCUMENT OR ITS RELATED DATA WITH DATA, OR MEANS OF COMMUNICATION OF ANY CONTENT TO OTHERS, WITHOUT EXPRESS AUTHORIZATION, IS PROHIBITED.

		DATE
DR		
APVD1	TERRY MARRIE	29JA93
APVD2	TERRY MARRIE	29JA93
APVD3	V. BANCROFT	29JA93
APVD4		
APVD5		

SUBSTANCES OF CONCERN AND RECYCLED CONTENT PER APTIV (DRAWING)

SEE CHART

DRAWING NAME: TAXI ASM CONN M MIC/P 100 HEADER

DRAWING NUMBER: 12084947

SIZE	SCALE	CHANGE NO	SHEET NO	OF	REV	N/P
A1x3	5:1	2 OF 2	1 OF 1	R	16	-

DRAWING NUMBER: 12084947

SIZE	SCALE	CHANGE NO	SHEET NO	OF	REV	N/P
A1x3	5:1	2 OF 2	1 OF 1	R	16	-

14248051

Date: 07-Dec-18 Time: 11:18:30
Sheet: 1 of 1
Size: A1x3
Scale: 5:1
Filename: 12084947_16.DWG
Drawing: 12084947