DV ± 0.3	L_2	L_1	X_1	H_2 ± 0.2	H_1 ± 0.2	B_2 ± 0.2	B_1 ± 0.2	THICKNESS MATERIAL DICKE	SURFACE OBERFLAECHE	MATERIAL WERKSTOFF	CABLE-TYPE LTG.-TYP	CROSS SECTION QUERSCH.	VERSION AUSFUEHR.	PART TEIL	SEAL/ DICHTUNG PART-NO.	ASSEMBLY/ ZUSAMMENBAU ID-NR./PART-NO.	PART-REV	DATE/ DATUM
4.20	9.50	.	2.10	7.50	4.00	8.20	4.40	0.38	F. SN3	CUNISI	FLY	1.5-2.5	SEALED	1	10720844	402094/1534463Z	01	20JA98
3.70	10.00	.	1.60	7.50	5.60	8.20	6.20	0.38	F. SN3	CUNISI	FLY	4.0-6.0	SEALED	1	10738785	402093/1534463I	01	20JA98
											FLY	4.0-6.0	SEALED	1	10738786			
3.70	10.00	.	1.60	7.50	5.60	8.20	6.20	0.38	F. SN AG	CUNISI	FLY	4.0-6.0	SEALED	1	10738785	- - - /13626872	01	15FE07
											FLY	4.0-6.0	SEALED	1	10738786			
.	.	.	.	.	.	.	.	0.20	.	⑤X10CRNI18B	.	.	.	2	.	.		
4.20	9.50	.	2.10	7.50	4.00	8.20	4.40	0.38	g. Ag	CUNISI	FLY	1.5-2.5	SEALED	1	10720844	13730447	01	03SE08
3.70	10.00	.	1.60	7.50	5.60	8.20	6.20	0.38	g. Ag	CUNISI	FLY	4.0-6.0	SEALED	1	10738785	13730448	01	03SE08
											FLY	4.0-6.0	SEALED	1	10738786			

① ② ③ ④ ⑤

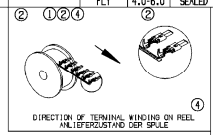

DIRECTION OF TERMINAL WINDING ON REEL
ANLIEFERZUSTAND DER SPULE

SCALE-MAESSTAB
1:1

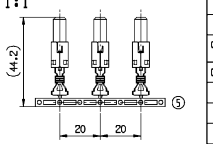

DWG STATUS DATE	STG	REV	N/P	CHG	ZONE	REVISION HISTORY	AUTH	DR	APVD 1	APVD 2
20JA98	R	01			E5	MAT.SPEC. SUPPLEMENTED/WERKST.ANGABE ERGAENZT		PAKEL	RED.	R.WIS
14JL00	R	01	AA			DWG WITH UG NEW DRAW UP/ZCHG AUF UG NEU ERST.				
			AB		B5	DIM. DV ADDED / MASS DV HINZU				
			AC		D7	SECTION LINE ADDED/SCHNITTLINIE HINZUGEFUEGT				
15FE07	R	02		--	E3	PART-NO. 13626872 ADDED/HINZU				
			AA		E5	CROSS-SECTION 4.0 AND 6.0 COMBINED QUERSCHNITT 4.0 UND 6.0 ZUSAMMENGEFASST				
			AB		E5	MAT.SPEC. DELETED / WERKST.ANGABE ENTFERNT				
			AC		E5	MAT./WERKST. CUNISI WKS/WNR CUNISI (STOL 76)				
			AD		E6	TOL. INDICAT. REMOVED / TOL.ANGABEN ENTFALLEN		M.PHI	RED.	M.SKR
090C07	A	03		--	A5	IDENTIFICATION "Ag" FOR DPN 13626872 ADDED KENNZEICHNUNG "Ag" FUER DPN 13626872 HINZU		M.PHI	RED.	P.LES
03SE08	R	04		--	E3	PART-NO.: 13730447 AND 13730448 ADDED/HINZU				
			AA		A4	DISASSEMBLING TOOL ADDED/ENTFRES.WKZ. HINZU				
			AB		E4	REEL VIEW ADDED / SPULENBILD HINZU				
			AC		E5	MAT. CODE COLUMN REMOVED/WERKSTOFFSCHL.ENTF.		R.ZMO	RED.	M.SKR
03AU09	R	04	AD			DRAWING FRAME REMOVED/ZCHN-RAHMEN ERNEUERT		R.HEN	RED.	F.WIC
18SE14	R	05		--	F3	MODIFY CARRIER STRIP TRANSPORTSTREIFEN BEHANDERT		K.BRA	R.GUT	SYS
03N014	R	05	AA		Hb Db	DIM. REMOVED / MASSE ENTFALLEN MATERIAL SPECIFICATION MODIFY MATERIALBEZEICHNUNG GEAENDERT		K.BRA	R.GUT	SYS

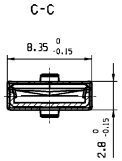

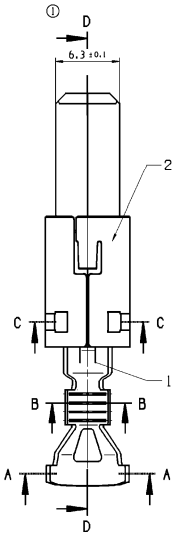

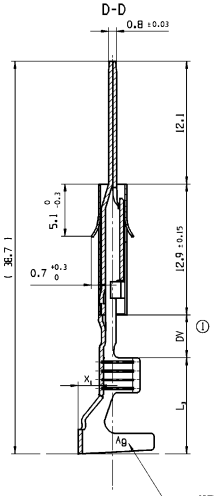

IDENTIFICATION "Ag"
AT THE OUTSIDE OF CRIMP
FOR PART-NO. 13626872

KENNZEICHNUNG "Ag"
AUF DER AUSSENSEITE DES
CRIMP PART-NO. 13626872

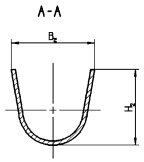

SCALE / MASSSTAB
1:1

SCALE / MASSSTAB
2:1

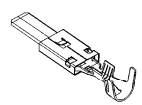

DELPHI

DELPHI DEUTSCHLAND GMBH
D-42119 WUPPERTAL

COPYRIGHT 2001 DELPHI CORPORATION AND/OR ITS AFFILIATES.
ALL RIGHTS RESERVED.
COPYRIGHT 2014
THIS DRAWING IS THE PROPERTY OF DELPHI CORPORATION AND CONTAINS DELPHI CONFIDENTIAL INFORMATION. THE REPRODUCTION, DISTRIBUTION AND UTILIZATION OF THIS DOCUMENT OR ITS RELATED CAD MATH DATA, AS WELL AS COMMUNICATION OF ANY CONTENT TO OTHERS, WITHOUT EXPRESS AUTHORIZATION, IS PROHIBITED.

DIESE ZEICHNUNG IST EIGENTUM DER FIRMA DELPHI UND ENTHAELT DELPHI VERTRAULICHE INFORMATIONEN. DIE REPRODUKTION, VERTEILUNG UND NUTZUNG DIESES DOKUMENTES SOWIE DEREN ZUGRUNDEREGEN CAD DATEN, SOWIE AUCH ALS KOMMUNIKATION VON INHALTEN IHRALT ZU ANDERN IST OHNE BERECHTIGUNGSPRUEFUNG DURCH DIE DELPHI CORPORATION UNZULAESSIG.

	DATE
DR U/LAPPOSA	14JL00
APVD1 P.REDMANN	22NY01
APVD2 R.WISNIEWSKI	03N004
APVD3	
APVD4	
APVD5	

SUBSTANCES OF CONCERN AND RECYCLED CONTENT PER DELPHI (DM9001)
POTENTIELL BEFAHRLICHE STOFFE UND RECYCLATANTEIL
GEMESS DELPHI (DM9001)

MATERIAL
SEE CHART / SIEHE TABELLE

DRAWING NAME
TAB TERMINAL DUCON 6.3X0.8
ASSEMBLY SEALED

FLACHSTECKER DUCON 6.3X0.8
ZUSAMMENBAU GEDICHTET

DRAWING NUMBER
15397081

SIZE	SCALE	FRAME NO	SHEET NO	STG	REV	N/P
A1	5:1	1 OF 1	1 OF 1	R	05	AA

DWG TYP
PART DRAWING

WEIGHT (GR)
VOLUME (CM³)
ROUTING

DISTR CODE
D

UNLESS OTHERWISE SPECIFIED

GENERAL TOLERANCES
ACCORDING TO:

SEE CHART
SIEHE TABELLE

GD&T
ACCORDING TO:

ISO 1101

REFERENCE
ORIGINAL DESIGN:
6820.051 KZUS

FIRST ANGLE PROJECTION

DO NOT SCALE

USE MATH DATA

INX

LINE DRAWN THROUGH A PART NUMBER INDICATES THAT PHYSICAL PARTS ARE NOT AVAILABLE FOR ORDERING.

PART NUMBERS THAT DO NOT HAVE A LINE PRESENT INDICATE THAT PHYSICAL PARTS ARE AVAILABLE FOR ORDERING.

CONTACT DELPHI SALES TO ASSURE AVAILABILITY OF PARTS.

MIT EINER LINE DURCHGESTRICHENE PART-NR GEKENNZEICHNET, DASS DIESE PART-NR NICHT BESTELLT WERDEN KANN.

PART-NR OHNE LINE ZEIGEN, KENNZEICHNEN DAS TEILE ZUR BESTELLUNG VERFUEGBAR SIND.

FUER VERFUEGBARKEIT DER PARTS DEN EINKAUF VON DELPHI KONTAKTIEREN.

④ CRIMP MANUFACTURING PARAMETERS AND TOOLING ACCORDING TO DELPHI-SPECIFICATION

DISASSEMBLING TOOL 10739585

CRIMPVERARBEITUNGSPARAMETER UND WERKZEUGE GEMAESS DELPHI-SPECIFICATION

ENTRIEGELELUNGSWERKZEUG 10739585

DIM TO CHECK PRUEFMASSE
( ) DIM FOR HELP HILFSMASSE
THEORETIC DIM THEORE. MASSE

DIMENSIONAL RANGE (MM) / HEIGENMASSBEREICH (MM)			
FROM / TO	<1	1 / 2	>12
TOLERANCE UNLESS OTHERWISE SPECIFIED / ALLGEMEINTOLERANZEN			
	±0.05	±0.15	±0.25

ANGULAR TOLERANCE ± 4°
WINKELTOLERANZ ± 4°

CONTROLLED DOCUMENTS ARE ONLY AVAILABLE ON THE SERVER