SYMBOL DEFINITION		
A DIMENSION WITHOUT AN INSPECTION REPORT SYMBOL (□) DOES NOT REQUIRE INSPECTION. IT MAY BE CONTROLLED ON THE INDIVIDUAL COMPONENT DRAWING.	TOTAL NO. OF INSPECTIONS REQUIRED	17
	LAST NO. USED	17

MISSING SYMBOLS
NO MISSING SYMBOL NUMBER

REVISION HISTORY								
DWG STATUS						NOTE	DR	DT
DATE	DESIGN	CHECK	SUPERV	ZONE				
02FEB23	R	B1			ALL PARTS - RELEASED PART DRAWING.	155961	DSGM	4JUL05

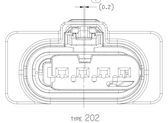

TYPE 202
SAME AS TYPE 201
EXCEPT AS SHOWN

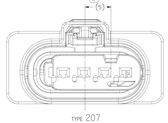

TYPE 207
SAME AS TYPE 201
EXCEPT AS SHOWN

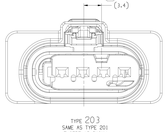

TYPE 203
SAME AS TYPE 201
EXCEPT AS SHOWN

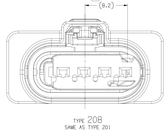

TYPE 208
SAME AS TYPE 201
EXCEPT AS SHOWN

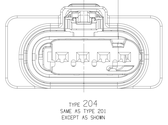

TYPE 204
SAME AS TYPE 201
EXCEPT AS SHOWN

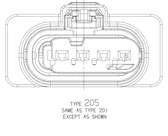

TYPE 205
SAME AS TYPE 201
EXCEPT AS SHOWN



TYPE 206
SAME AS TYPE 201
EXCEPT AS SHOWN

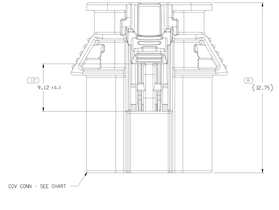

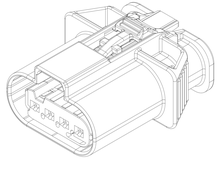

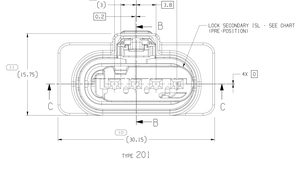

TYPE 201

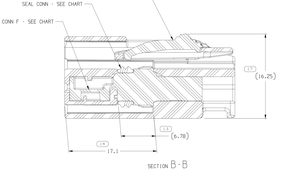

SECTION B-B

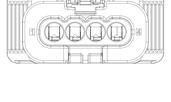

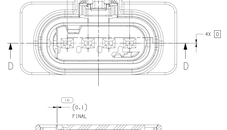

SECTION D-D
DELIVERY CONDITION TO
VEHICLE PLANT
ISL FINAL POSITION AFTER TERMINALS

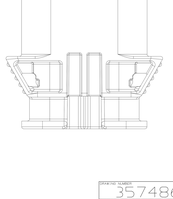

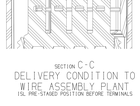

SECTION C-C
DELIVERY CONDITION TO
WIRE ASSEMBLY PLANT
ISL PRE-STAGED POSITION BEFORE TERMINALS

NOTES

1. UNLESS OTHERWISE SPECIFIED AND/OR INDICATED:

   DIMENSIONS ARE TO FACE OF VIEW SHOWN AND
   ARE AFTER PLATING, PAINT AND/OR SURFACE FINISH
   (USE MATH MODEL FOR PRECISE DIMENSIONS) - FOR ALL
   OTHER DIMENSIONS NOT SHOWN BUT REQUIRED FOR TOOL
   BUILD, USE MATH MODEL FOR PRECISE TOOL PATH DATA.

2. THIS PRODUCT IS NOT CATEGORIZED AS AN APPEARANCE ITEM. MINOR IMPERFECTIONS INCLUDING, BUT NOT LIMITED TO, FLOW MARKS, COLOR BLEMISHES, GATE VESTIGE, AND SOFT FLASH THAT DO NOT AFFECT THE FIT, FORM, OR FUNCTION OF THE PART ARE PERMISSIBLE PER EMP-4.1.CS.01.EN.

3. FOR APPLICATION DATA SEE THE INDIVIDUAL APPLICATION DRAWINGS.

4. FORCE TO INSERT CONN F TO COV CONN: 75N MAX.

PART NO	REV	N/P	TYPE	USCAR INDEX KEY	COV CONN	CONN F	LOCK SECONDARY ISL	SEAL CONN	LOCK CPA
35748650	01	-	208	H	35748664	35396127	35298773	35197925	35747321
35748649	01	-	207	G	35748664	35396127	35298731	35197925	35747321
35748648	01	-	206	F	35748664	35396127	35298730	35197925	35747321
35748647	01	-	205	E	35748664	35396127	35298699	35197925	35747321
35748646	01	-	204	D	35748664	35396127	35298568	35197925	35747321
35748645	01	-	203	C	35748664	35396127	35298567	35197925	35747321
35748644	01	-	202	B	35748664	35396127	35298566	35197925	35747321
35748643	01	-	201	A	35748664	35396127	35298564	35197925	35747321

DIMENSIONAL TOLERANCES UNLESS OTHERWISE SPECIFIED				
DIM.	±	DIM.	±	DIM. ±
0.0	0.5	10.0	0.25	100.0	0.25
1.0	0.25	20.0	0.25	200.0	0.25
2.0	0.25	30.0	0.25	300.0	0.25
5.0	0.25	50.0	0.25	500.0	0.25
ANGULAR TOLERANCE: ±1.0°				

ANGULAR TOLERANCE: ±1.0°
ALL PARTS - RELEASED PART DRAWING.

PART DRAWING
SCALE: 2
SHEET SIZE: D
UNLESS OTHERWISE SPECIFIED THIS DRAWING IS THE PROPERTY OF APTIV AND MAY NOT BE REPRODUCED WITHOUT WRITTEN PERMISSION. REFER TO APTIV WEBSITE.
ALL DIMENSIONS ARE IN MILLIMETERS
(★) PROCESS SENSITIVE DIMENSION
DIMENSION ENCLOSED IN A TRIANGLE IS A CRITICAL DIMENSION. REFER TO APTIV WEBSITE.
THIRD ANGLE PROJECTION
DO NOT SCALE ON THIS DRAWING
PTC Creo Parametric

DRAWN	ESTEFANY GONZALEZ	02FEB23
SPVSR	MARIO LOPEZ-REYNA	02FEB23
APPVD	DYLAN BERTRICK	02FEB23
APPVD		
APPVD		
APPVD		
SEE CHART		

CONFIDENTIALITY OF CONTENT AND REPRODUCT CONTROL PER APTIV STANDARD

APTIV
CONNECTION SYSTEMS
BOSTON, MA

COPYRIGHT 2023 APTIV. ALL RIGHTS RESERVED.

THIS DRAWING IS PROPRIETARY TO APTIV. ACCEPTANCE OF THIS DRAWING INDICATES THAT THE RECIPIENT AGREES TO NOT DISCLOSE, REPRODUCE OR MODIFY THIS DRAWING OR THE INFORMATION CONTAINED HEREIN IN ANY MANNER WITHOUT THE EXPRESS WRITTEN PERMISSION OF APTIV.

DRAWING TITLE
TAX1 XSM CONN 4 F CTS 120 SLD

DRAWING NUMBER
35748642

SIZE	SCALE	SHEET	OF	REV
A1x4	5:1	1	2	B01

35748642

Page 1 of 2
Date: 01-Feb-23
Time: 15:47:51
Filename: 35748642_B01.pdf
Generated by Creo Parametric 5.0.2.0