SYMBOL DEFINITION		
A DIMENSION WITHOUT AN INSPECTION REPORT SYMBOL [ ] DOES NOT REQUIRE INSPECTION. IT MAY BE CONTROLLED ON THE INDIVIDUAL COMPONENT DRAWING.	TOTAL NO OF INSPECTIONS REQUIRED	28
	LAST NO. USED	16

MISSING SYMBOLS
NO MISSING SYMBOL NUMBER

DWG STATUS DATE	STS	REC	N/P	DIB	TOME	REVISION HISTORY	AUTH	DR	APVD 1	APVD 2
27NOO8	R	01	-	-		15J69319 - WAS SEPARATE DWG; 13742942 - RELEASED	490877	JHP	WAD	JHP
19M109	R	02	-	-		13742907 - RELEASED AND ADDED "TYPE" COLUMN ON CHART	490813	HPS	HPF	JHP
19MR1D	R	03	-	-		13742907 & 13742942 - INACTIVE	410321	AHT	JAA	JHP
12JA12	R	04	-	-		ALL ACTIVE PARTS - ADDED "PERFORMANCE REQUIREMENT" NOTE	416642	JDM	JAA	DKL

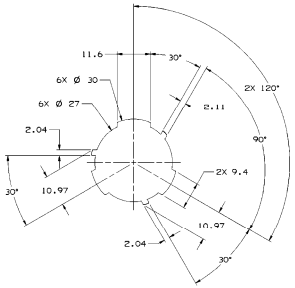

FRONT MOUNTING FEATURE
OUTSIDE LAMP-CASING
THICKNESS OF MOUNTING FEATURE MUST BE 2.5 MM

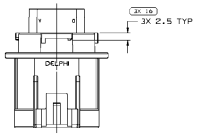

TYPE 102
SAME AS TYPE 101
EXCEPT AS SHOWN

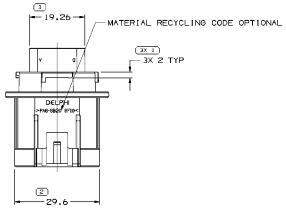

TYPE 101

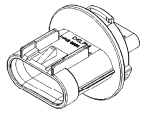

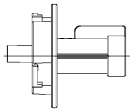

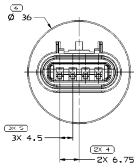

TYPE 101

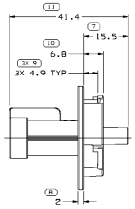

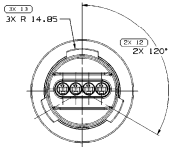

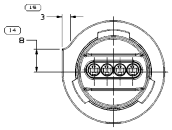

PREFERRED
CONSTRUCTION

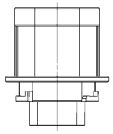

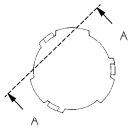

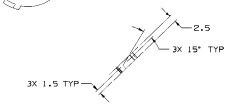

SECTION A-A

BACK OF MOUNTING FEATURE
INSIDE LAMP-CASING

NOTES

1. UNLESS OTHERWISE SPECIFIED AND/OR INDICATED:

   DIMENSIONS ARE TO FACE OF VIEW SHOWN AND AUTOMATICALLY ROUNDED BY COMPUTER FOR INSPECTION (SEE MATH MODEL FOR PRECISE DIMENSIONS). FOR ALL OTHER DIMENSIONS NOT SHOWN BUT REQUIRED FOR TOOL BUILD, SEE MATH MODEL FOR PRECISE TOOL PATH DATA.

2. MATERIAL RECYCLING CODE PER ISO 11469. (1.15)X(0.1) CHARACTERS AS SHOWN TO BE LOCATED ON ANY EXTERIOR SURFACE. OPTIONAL CONSTRUCTION TO BE NO MATERIAL RECYCLING CODE.

3. THIS PRODUCT IS NOT CATEGORIZED AS AN APPEARANCE ITEM. MINOR IMPERFECTIONS INCLUDING, BUT NOT LIMITED TO, FLOW MARKS, COLOR BLEMISHES, GATE VESTIGE, AND SOFT FLASH THAT DO NOT AFFECT THE FIT, FORM, OR FUNCTION OF THE PART ARE PERMISSIBLE PER DRHP-4.7-CS-01.

4. THIS COMPONENT HAS BEEN DESIGNED AND VALIDATED FOR SPLASH RESISTANCE ONLY.

5. (1.44)X(0.1) DELPHI CORPORATE BRAND TO BE LOCATED ON ANY EXTERIOR SURFACE, PREFERABLY VISIBLE AT FINAL ASSEMBLY. OPTIONAL CONSTRUCTION FOR EXISTING TOOLING MAY BE "PED" OR NO LOGO.

6. FOR APPLICATION DATA SEE THE INDIVIDUAL APPLICATION DRAWINGS.

7. THIS CONNECTION MEETS OR EXCEEDS SAE/USCAR-2 AUGUST 1997: SECTION 5.3.1.2: TERMINAL DISENGAGE CRITERIA WITH THE APPLICATION OF A TERMINAL POSITION ASSURANCE (TPA) SECONDARY LOCK.

PART NO	REV	N/P	STATUS	MATERIAL SPECIFICATION AND COLOR	TYPE	VOLUME (CM³)
13742907	01	AA	INACTIVE	POLYESTER COMPOUND BLACK	102	6.731
13742942	01	AA	INACTIVE	POLYESTER COMPOUND BLACK	101	6.725
15369319	02	AE	-	POLYAMIDE COMPOUND BLACK	101	6.737

PART DRAWING

VOLUME (CM³): SEE CHART

UNLESS OTHERWISE SPECIFIED
1313-2003SAE (S.I) ACCORDANCE WITH ISO/IEC 11404 (PM-PM) ISO 1101:2004 (GDT) ISO 14405:2003 (DIM) ISO 10579:2003 (NONRIGID PARTS) ISO 8015:1985 (FUNDAMENTAL TOLERANCING OF FEATURES BY) BY ORDER DEPENDENTLY PRINCIPLES OF DATUM REFERENCE.

ALL DIMENSIONS ARE IN MILLIMETERS

REFERENCE

THIRD ANGLE PROJECTION

DO NOT SCALE

USE MATH DATA

DELPHI
DELPHI PACKARD ELECTRICAL/ELECTRONIC ARCHITECTURE
WARREN, OH

		DATE
DR		
APVD1	JESUS PALOMO	27NOO8
APVD2	HECTOR DURAN	28NOO8
APVD3	JESUS PALOMO	28NOO8
APVD4		
APVD5		

SUBSTANCES OF CONCERN AND RECYCLED CONTENT PER DELPHI (PM4100)

SEE CHART

TAXI CONN M GT 150 SLD

DRAWING NUMBER 13744724

SIZE	SCALE	TRACE NO	SHEET NO	ZN	REV	N/P
A0	2:1	1 OF 1	1 OF 1	R	04	-