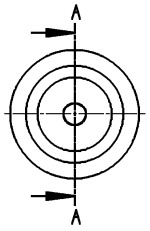
KEY PRODUCT CHARACTERISTICS

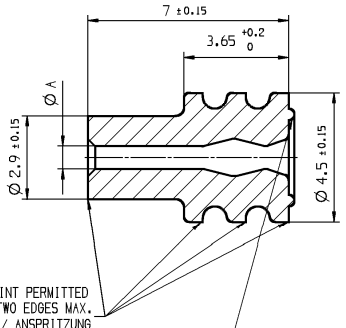
SAFETY/COMPLIANCE	FIT/FUNCTION	TOTAL ON DRAWING	0
S/C CHECKPOINTS	F/F CHECKPOINTS	LAST NO. USED	0

NO & TYPE	DESCRIPTION	RATIONALE	PTS	ZONE
- -	-	-	-	-
	-	-		

TYPE 1



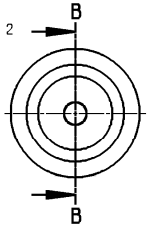
A-A



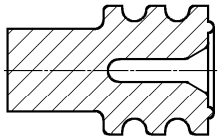
TOOL SEPARATION / INJECTION POINT PERMITTED ON TWO EDGES MAX.
WZG.-TRENNUNG / ANSPRITZUNG AN MAX. 2 KANTEN ZUL.

ANTI STICK RIP MAY BE DISRUPTED
ABSTANDSRING KANN UNTERBROCHEN SEIN

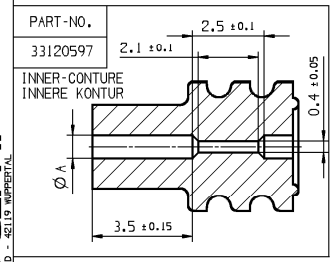
TYPE 2



B-B



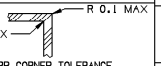
D 10:1



PART-NO.	PART-REV	DATE	TYPE	MATERIAL	COLOR FARBE	CABLE Ø	CAVITY Ø	DIMENSION MASS A ±0.10	MASS MASSE GR
15344938	03	25JN99	1	SILICONE RUBBER WITH OIL CONTENT SILIKON MIT OELANTEIL	BLUE	1.2 - 1.6	4+0.1	0.8	0.05
15339560	03	25JN99	1	SILICONE RUBBER WITH OIL CONTENT SILIKON MIT OELANTEIL	RED	1.7 - 2.1	4+0.1	1.3	0.05
10720807	03	25JN99	1	SILICONE RUBBER WITH OIL CONTENT SILIKON MIT OELANTEIL	YELLOW	2.2 - 2.4	4+0.1	1.6	0.05
10720811	03	25JN99	2	SILICONE RUBBER WITH OIL CONTENT SILIKON MIT OELANTEIL	GREEN	-	4+0.1	-	0.05
13735534	01	15OC08	2	SILICONE RUBBER WITH OIL CONTENT SILIKON MIT OELANTEIL	WHITE	-	4+0.1	-	0.05
13735531	01	15OC08	1	SILICONE RUBBER WITH OIL CONTENT SILIKON MIT OELANTEIL	GREY	1.7 - 2.1	4+0.1	1.3	0.05
13735532	01	15OC08	1	SILICONE RUBBER WITH OIL CONTENT SILIKON MIT OELANTEIL	BLACK	1.7 - 2.1	4+0.1	1.3	0.05
33120597	01	15DE11	1	SILICONE RUBBER WITH OIL CONTENT SILIKON MIT OELANTEIL	YELLOW	0.8 - 1.2	4+0.1	0.8	0.05

REMARKS
- DIMENSIONS IN MM
- NOT DIMENSIONED RADII R 0.2
- TYPE 2 SAME GEOMETRIE LIKE TYPE 1 EXCEPT AS SHOWN
- BURRS; FLASHES AND INJECTION POINTS MAX. 0.12 THICKNESS; 0.4 HIGHT

BEMERKUNG
- MASSE IN MM
- NICHT BEMASSTE RADIEN R 0.2
- TYP 2 HAT GLEICHE GEOMETRIE WIE TYP 1 MIT AUSNAHME DER DARGESTELLTEN
- GRATE, HAEUTE UND ANSPRITZPUNKTE MAX. 0.12 DICK; 0.4 HOCH



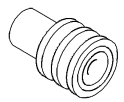
SHARP CORNER TOLERANCE

	DIM TO CHECK PRUEFMASSE	DIMENSIONAL RANGE (MM) FROM	>0	>25	>60	>80	CHART C
1	DIM FOR HELP HILFSMASSE	TO	25	60	80		
		TOLERANCE UNLESS OTHERWISE SPECIFIED					
2	THEORETIC DIM		±0.3	±0.5	±0.6	±0.75%	
	THEORE. MASSE	ANGULAR TOLERANCE ±2°					

DWG STATUS DATE	STG	REV	N/P	CHG	ZONE	REVISION HISTORY	AUTH	DR	APVD 1	APVD 2
10OC08	R	01				INITIAL RELEASE / FREIGABE		FRIMM	R.GUT	M.SKR
15OC08	R	02		--	A4	PART-NO.: 13735534, 13735531, 13735532 ADDED TEILE-NR.: 13735534, 13735531, 13735532 HINZU		W.SZO	FRIMM	M.SKR
03JN14	R	03			C7	PART-NO. 33120597 ADDED PART-NR. 33120597 HINZU		A.KHG	A.URB	SYS
01JL14	R		AA		AB	PART-NO. CORRECTED / PARTNUMMER KORRIGIERT		A.KHG	A.URB	SYS
05MR18	R	03	AB		A6	DIAMETER REMOVED AT TYPE2 PLUG / DURCHMESSER AUS DER TABELLE ENTFERT BEI DEN BLINDSTOPFEN		A.KHG	V.KAS	SYS

SCALE / MASSSTAB: 1:1

SCALE / MASSSTAB: 5:1



DWG TYP
PART DRAWING

WEIGHT (GR)	DISTR CODE
VOLUME (CM³)	D
ROUTING	

UNLESS OTHERWISE SPECIFIED

GENERAL TOLERANCES ACCORDING TO:

SEE CHART
SIEHE TABELLE

GD&T ACCORDING TO:

ISO 1101

REFERENCE

FIRST ANGLE PROJECTION

DO NOT SCALE

USE MATH DATA

CAD NX

DELPHI

DELPHI DEUTSCHLAND GMBH
D-42119 WUPPERTAL

COPYRIGHT 2008 DELPHI CORPORATION AND/OR ITS AFFILIATES.
ALL RIGHTS RESERVED.
REVISED 2014
THIS DRAWING IS THE PROPERTY OF DELPHI CORPORATION AND CONTAINS DELPHI CONFIDENTIAL INFORMATION. THE REPRODUCTION, DISTRIBUTION AND UTILIZATION OF THIS DOCUMENT OR ITS RELATED CAD MATH DATA, AS WELL AS COMMUNICATION OF ANY CONTENT TO OTHERS, WITHOUT EXPRESS AUTHORIZATION, IS PROHIBITED.

DIESE ZEICHNUNG IST EIGENTUM VON DELPHI CORPORATION ES IST NICHT GESTATTET, DIESE ZEICHNUNG FUER ANDERE ZWECKE ALS FUER DIE BEREITSTELLUNG VON DIENSTLEISTUNGEN UND WAREN AN DELPHI CORPORATION ZU NUTZEN.

		DATE
DR	G.FRIMMERSDORF	06OC08
APVD1	R.GUTENSCHWAGER	10OC08
APVD2	M.SIKORA	14OC08
APVD3		
APVD4		
APVD5		

SUBSTANCES OF CONCERN AND RECYCLED CONTENT PER DELPHI 10949001
POTENTIELL GEFAEHRLICHE STOFFE UND REZYKLATANTEIL GEMAESS DELPHI 10949001

MATERIAL
SEE CHART / SIEHE TABELLE

DRAWING NAME
CABLE SEAL - CAVITY PLUG

EINZELDRAHTDICHTUNG - BLINDSTOPFEN

DRAWING NUMBER
13650896

SIZE	SCALE	FRAME NO	SHEET NO	STG	REV	N/P
A2	10:1	1 OF 1	1 OF 1	R	03	AB

ARCHIVES : 20OC08

CONTROLLED DOCUMENTS ARE ONLY AVAILABLE ON THE SERVER

User: 133106
Server: DEWUP06P-CUS01-SV1 Date: 06-Mar-18 Time: 07:51
Messages: