SYMBOL DEFINITION		
A DIMENSION WITHOUT AN INSPECTION REPORT SYMBOL [ ] DOES NOT REQUIRE INSPECTION. IT MAY BE CONTROLLED ON THE INDIVIDUAL COMPONENT DRAWING.	TOTAL NO OF INSPECTIONS REQUIRED	59
	LAST NO. USED	13

MISSING SYMBOLS

NO MISSING SYMBOL NUMBER

DWG STATUS DATE	STS	REC	N/P	DIB	TOME	REVISION HISTORY	AUTH	DR	APVD 1	APVD 2
11JL01	R	01	-	-		ALL PARTS - ADDED NOTE 4	210834	EVV	OBJ	SAN
26JN03	R	02	-	-		ALL PARTS - ADDED NOTE #3 AND NOTE #4, REMOVED PLASTIC NOTE; 15326655 AND 15326661 - ADDED MATING TPA	243012	TLD	TLD	SAN M
19DE05	R	13	-	-		13544513 - RELEASED	275733	JBD	JAA	JGG
09AR07	R	14	-	-		15326655, 15326661, 15326667, 15326915 & 15326922 - UPDATED PDM ATTRIBUTES	430967	JAA	FXV	PYP
12JN09	R	15	-	-		ALL PARTS - ADDED APPLICATION DATA & APPEARANCE ITEM NOTES AND REMOVED TPA & MATING COLLARS FROM CHART	438688	EBR	EVV	MAR
12AU11	R	16	-	-		ALL PARTS - 2X (25.45) WAS 2X 25.45	415683	JEB	JAA	MAR

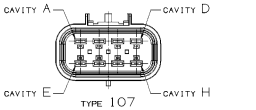

TYPE 107
SAME AS TYPE 108
EXCEPT FOR CAVITY D
IS BLOCKED

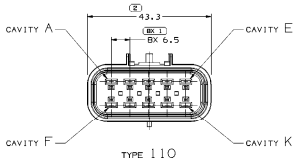

TYPE 110
SAME AS TYPE 108
EXCEPT AS SHOWN

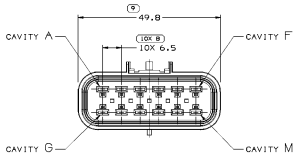

TYPE 112
SAME AS TYPE 108
EXCEPT AS SHOWN

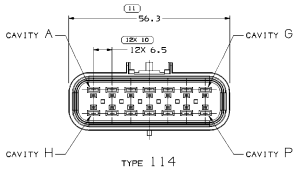

TYPE 114
SAME AS TYPE 108
EXCEPT AS SHOWN

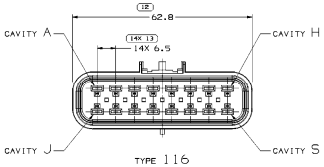

TYPE 116
SAME AS TYPE 108
EXCEPT AS SHOWN

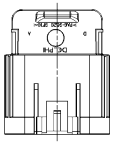

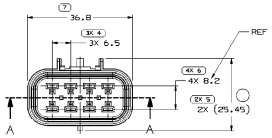

TYPE 108

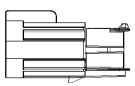

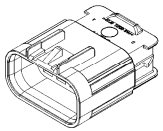

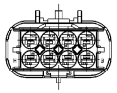

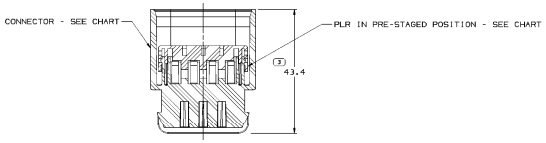

SECTION A-A

NOTES

1. UNLESS OTHERWISE SPECIFIED AND/OR INDICATED:
   DIMENSIONS ARE TO FACE OF VIEW SHOWN AND AUTOMATICALLY ROUNDED BY COMPUTER FOR INSPECTION (SEE MATH MODEL FOR PRECISE DIMENSIONS). FOR ALL OTHER DIMENSIONS NOT SHOWN BUT REQUIRED FOR TOOL BUILD, SEE MATH MODEL FOR PRECISE TOOL PATH DATA.
2. FOR APPLICATION DATA SEE THE INDIVIDUAL APPLICATION DRAWINGS.
3. THIS PRODUCT IS NOT CATEGORIZED AS AN APPEARANCE ITEM, MINOR IMPERFECTIONS INCLUDING, BUT NOT LIMITED TO, FLOW MARKS, COLOR BLEMISHES, GATE VESTIGE, AND SOFT FLASH THAT DO NOT AFFECT THE FIT, FORM, OR FUNCTION OF THE PART ARE PERMISSIBLE PER DPNP-4.7-CS-01.
4. SEALING CODE 4 - DESIGN WILL MEET REQUIREMENTS OF SAE/USCAR-2 CONNECTOR SYTEM ENVIRONMENTAL TEST FLOWCHART (PRESSURE/VACUUM AND SUBMERSION).

13544513	01	AB	-	107	13544512	15326652 / 10406319
15326922 / 10406342	A5	-	-	114	15326921 / 10406346	15326919 / 10406343
15326915 / 10406336	A5	-	-	112	15326914 / 10406340	15326912 / 10406337
15326667 / 10406347	A5	-	-	116	15326663 / 10406351	15326664 / 10406350
15326661 / 10406329	A5	-	-	110	15326657 / 10406333	15326658 / 10406330
15326655 / 10406321	A5	-	-	108	15326651 / 10406318	15326652 / 10406319
PART NO	REV	N/P	STATUS	TYPE	CONNECTOR	PLR

DWG TYPE: PART DRAWING
STYLE
VOLUME (CM³)
SCREW CONN

UNLESS OTHERWISE SPECIFIED
THIS DOCUMENT IS IN ACCORDANCE WITH ISO/IEC 11179-3 WITH ONE EXCEPTION: THE DATA ELEMENT NAMES ARE ALSO ELEGANTLY HUMAN FRIENDLY. SEMANTIC FUTURING OF RELEASED DEV BY DIRED DEPRECATED PROPOSED SP SYSTEM REFERENCED.

ALL DIMENSIONS ARE IN MILLIMETERS

(N/A) PROCESS INSPECTION STANDARDS
REFERENCED
STANDARDS INC.2003 IN / J. HAGHOST
ALL DIMENSIONS ARE IN MM AS TOLERANCE LIMITS ARE DEFINED.

| DIMENSIONAL RANGE | | |