SYMBOL DEFINITION			MISSING NUMBERS
A DIMENSION WITHOUT AN INSPECTION REPORT SYMBOL ( ) DOES NOT REQUIRE INSPECTION. IT MAY BE CONTROLLED ON AN INDIVIDUAL COMPONENT DRAWING.	TOTAL NO. OF SYMBOLS ON DRAWING	9	
	LAST NO. USED	9	

DWG STATUS DATE	STR	REC	N/P	DIB	TOME	REVISION HISTORY	AUTH	DR	APVD 1	APVD 2
23JA02	R	02	-	-		ALL PARTS - UPDATED PDM ATTRIBUTES	219938	JTO	ERR	JH
29JL02	R	03	-	-		ALL PARTS - UPDATED PDM ATTRIBUTES	228503	EAR	ERR	JH M
04M104	R	14	-	-		ALL PARTS - ADDED NOTE #3	254242	JDJ	JAA	BDG
02JN11	R	15	-	-		ALL PARTS - UPDATED PDM ATTRIBUTES	414389	JDT	JAA	BEM

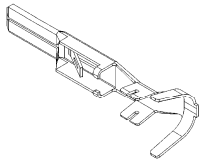

VIEW SCALE DOES NOT REFLECT ACTUAL PART SIZE

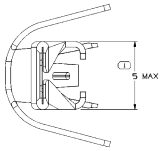

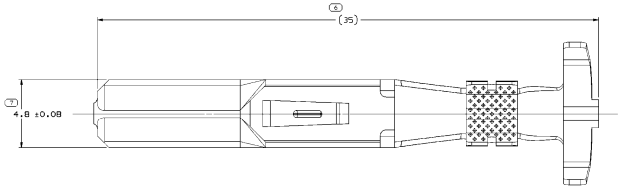

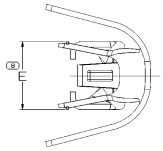

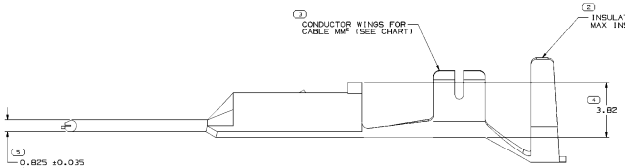

NOTES

1. UNLESS OTHERWISE SPECIFIED AND/OR INDICATED:

   DIMENSIONS ARE TO FACE OF VIEW SHOWN AND AUTOMATICALLY ROUNDED BY COMPUTER FOR INSPECTION (SEE MATH MODEL FOR PRECISE DIMENSIONS). FOR ALL OTHER DIMENSIONS NOT SHOWN BUT REQUIRED FOR TOOL BUILD. SEE MATH MODEL FOR PRECISE TOOL PATH DATA.
2. MATING TERMINAL 12052139 OR EQUIVALENT.
3. CUT OFF TAB DIMENSION FROM TIP OF TERMINAL TO BE 0.25mm MAX. WITH NO BURR PERMISSIBLE.

				0.381 X 44.45		12065197	D5			TIN PLATED COPPER ALLOY	3	12	4.9/3.57	4.6
				0.381 X 44.45		12065196	D5			TIN PLATED COPPER ALLOY	2 - 1	15	3.58/2.56	3.7
				0.381 X 44.45		12052172	05			TIN PLATED COPPER ALLOY	5	10	5.24/3.49	4.6
PART NO	REV	N/P	STATUS	MAT'L SIZE	MAT'L SPEC	PART NO	REV	N/P	STATUS	MAT'L SPEC	SIZE (MM²)	ID	DIA	
UNPLATED					PLATED						CABLE			

DWG TYPE	PART DRAWING
STYLE	
VOLUME (CM³)	SCREW CONV.

UNLESS OTHERWISE SPECIFIED
THIS DOCUMENT IS IN ACCORDANCE WITH ASME Y14.5M-1994 UNLESS OTHERWISE STATED. DIMENSIONS ARE TO BE APPLIED AT ROOM TEMPERATURE (20±5°C) AND ATMOSPHERIC PRESSURE (760±60 MM HG). TOLERANCES AND RELATIONS BETWEEN APPLY WITH TABLE A WITHOUT FORCE AT ROOM TEMPERATURE. ALL DIMENSIONS AND TOLERANCES APPLY AFTER PLATING. NO MODIFICATION OF THIS DRAWING IS ALLOWED WITHOUT WRITTEN PERMISSION OF DELPHI. DELPHI REPRODUCTION EXCLUDES BUT NOT SHALL SUPPLIERS, SERVICES PROTECTION EXCLUDES BUT NOT SHALL SUPPLIERS.
ALL DIMENSIONS ARE IN MILLIMETERS

PROCESS INSPECTION STANDARDS	REFERENCES
DIMENSIONS INCLUDED IN A 3 INSPECTS ARE TO BE INSPECTED AS PER "CLEARANCE LIMITS AND REPORTING"	
DIMENSIONAL RANGE (MM)	SCOPE C
FROM 0 TO	>12
TOLERANCE UNLESS OTHERWISE SPECIFIED ISO 2768 FINE	

THIRD ANGLE PROJECTION

DO NOT SCALE

USE MATH DATA

NX

DELPHI

DELPHI PACKARD ELECTRICAL/ELECTRONIC ARCHITECTURE
WARREN, OH

		DATE
DR		
APVD1	JOSE HERNANDEZ	03FE99
APVD2	JOSE HUERTA	19FE99
APVD3	JOSE HUERTA	19FE99
APVD4		
APVD5		

SUBSTANCES OF CONCERN AND RECYCLED
COPYRIGHT FOR DELPHI (WARREN)

MATERIAL: SEE CHART

DRAWING NAME: TAXI TERM M M/P 480 SEALED TANG

DRAWING NUMBER: 12052171

SIZE	SCALE	TYPE	SHEET NO	STR	REV	N/P
AD	1011	1 OF 1	1 OF 1	R	D5	-