KEY PRODUCT CHARACTERISTICS					
SAFETY/COMPLIANCE	FIT/FUNCTION		TOTAL ON DRAWING:	1	
S/C CHECKPOINTS	FIT CHECKPOINTS		LAST NO. USED:		
NO & TYPE	DESCRIPTION	RATIONALE		PTS	ZONE
1 FF	WIDTH CONN				F25

SYMBOL DEFINITION

A DIMENSION WITHOUT AN INSPECTION REPORT SYMBOL DOES NOT REQUIRE INSPECTION. IT MAY BE CONTROLLED ON THE INDIVIDUAL COMPONENT DRAWING.	TOTAL NO. OF INSPECTIONS REQUIRED:	6	
	LAST NO. USED:	6	

MISSING SYMBOLS

NO MISSING SYMBOLS

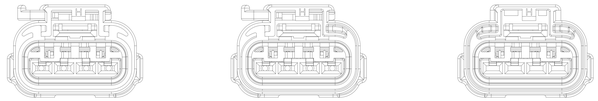

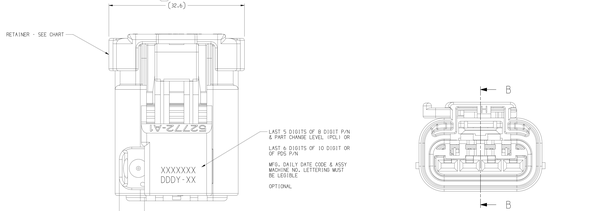

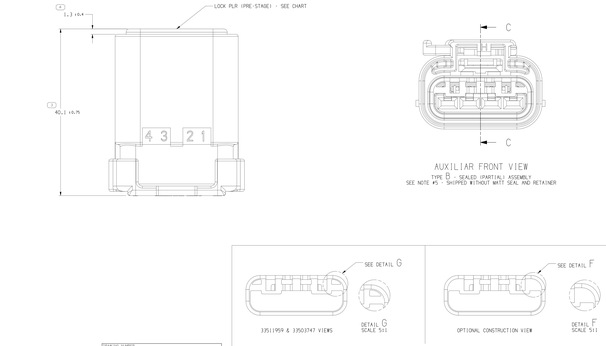

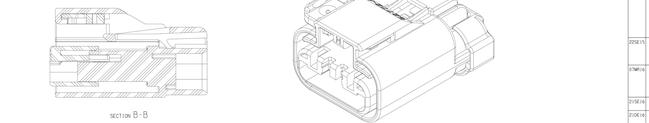



NOTES

1. UNLESS OTHERWISE SPECIFIED AND/OR INDICATED:

   DIMENSIONS ARE TO FACE OF VIEW SHOWN AND
   AUTOMATICALLY ROUNDED BY COMPUTER FOR INSPECTION
   (SEE MATH MODEL FOR PRECISE DIMENSIONS). FOR ALL
   PLASTIC PARTS, DIMENSIONS ARE PRE-FINISH (PRE-
   BUILD), SEE MATH MODEL FOR PRECISE TOOL PATH DATA.

2. ENGINEERING APPROVAL OF SUPPLIER SAMPLES IS REQUIRED
   PRIOR TO AUTHORIZATION OF PART PRODUCTION.

3. CHANGES IN DESIGN COMPOSITION OR PROCESSING FROM THE PART
   PREVIOUSLY APPROVED FOR PART PRODUCTION REQUIRES PRIOR
   ENGINEERING APPROVAL.

4. WIRING FABRICATORS MUST PURCHASE FROM SOURCES SHOWN.

5. MUST BE USED WITH FLUOROSILICONE END SEAL MVL 54200430/ DPN 15337508
   RETAINER & PROPER GAGE TEFLON WIRES FOR METHANOL OR DIESEL
   FUEL APPLICATION.

6. TEST METHOD PER SAE/USCAR-2 REV. 4, CONNECTOR ENGAGE & DISENGAGE
   WITH LATCH DEPRESSED FORCE NOT TO EXCEED 20N FOR THIS SYSTEM.

   CPA SEATING FORCES : 40N MAX
   PLR SEATING FORCES : 100N MAX

7. SUPPLIER, MOLD & CAVITY I.D. MUST BE LEGIBLE

8. ANNUAL QUALITY REQUIREMENTS!

   IT IS PERMISSIBLE TO PERFORM CONTINUOUS CONFORMANCE PER MVL
   SPECIFICATION #ASA-001 INSTEAD OF ANNUAL LAYOUT & ANNUAL PV
   REQUIREMENTS OF QS-9000 SECTION 2 & PF-9000.

   ALL NON-REFERENCE DIMENSIONS ARE REQUIRED

   -USE INDEX A, BLACK SEALED AND UNSEALED FOR ALL AFFECTED
    INSULATION CAVITIES.
   -CURRENT PRODUCTION TOOLING.
   -POINT OF LAST RUN.

   SERVICE TOOLING GUIDE PER APEX TRAINING MANUAL.

9. MUST CONFORM TO THE FOLLOWING CHRYSLER / YMA STANDARDS!

   PF-9000 PERFORMANCE (CHRYSLER) EXCEPT AS NOTED ABOVE
   PS-7300 QUALITY ASSURANCE (CHRYSLER)
   PS-9000 SERVICE (CHRYSLER), (6-009-2 YMA)
   PS-9005 REGRIND (CHRYSLER), (6-009-1 YMA)
   PS-9027 DATA EXCHANGE (CHRYSLER), (6-009-7 YMA)
   PS-10002 INFORMATION SECURITY (CHRYSLER)

10. THIS DRAWING (MVL PN H9003) / (DPN 15247995) REPLACES CHRYSLER DRAWING NUMBER
    04702041 LEVEL "M" CHRYSLER DRAWING IS FOR REFERENCE ONLY.

11. MVL P/N WITH SUFFIX "M" DESIGNATES ASSEMBLIES WITHOUT CPA.

12. * SEALS RANGED AT 450°F FOR 5 HOURS DURING CONTINUOUSLY INTRODUCED FRESH AIR
    TO DRIVE OFF VOLATILES.

13. FORD PART NUMBER ARE LISTED FOR REFERENCE, PARTS ARE PPAP'D TO
    FORD W.I.-1A486AA-AA CWSL.

14. MVL SUPPLIER CODE: 52772 OR 52772N.

15. THIS PRODUCT IS NOT CATEGORIZED AS AN APPEARANCE ITEM. MINOR
    IMPERFECTIONS (INCLUDING, BUT NOT LIMITED TO, FLOW MARKS, COLOR
    BLEMISHES, GATE VESTIGE, AND SOFT FLASH THAT DO NOT AFFECT THE
    FIT, FORM, OR FUNCTION OF THE PART ARE PERMISSIBLE PER EXNP.4-3.ES.01.EN.

16. FOR APPLICATION DATA SEE THE INDIVIDUAL APPLICATION DRAWINGS.

17. ALL THE SEALED CONNECTOR APPLICATIONS MUST BE USED WITH CHRYSLER WIRE SPEC.
    MS-9288 OR MS-9502 THIN WALL XLINK 20,18,16;14,12 & 10 GAGE WIRES ONLY
    UNLESS OTHERWISE SPECIFIED. SEE CHART WIRE INSULATIONS Ø(1.70 TO Ø4.20)
    METRIC EQUIVALENTS PERMISSIBLE!

18. ALL NON-SEALED APPLICATIONS MUST BE USED WITH ANY WIRE INSULATION 22 GAGE
    THROUGH 10 GAGE (EXCEPT AS NOTED) PROVIDING THAT A TERMINAL GRIP FOR THAT
    CORE/INSULATION CONVINATION IS SHOWN ON THE FEMALE TERMINAL DRAWING.

19. QUALITY ASSURANCE REQUIREMENTS PER CHRYSLER PS-73001 ◇
    SPC DATA REQUIRED

20. INTERNAL SYSTEM CHANGE: NEW PROGRAMS WILL HAVE TO USE THIS NEW PNS

21. SEE DETAILED INFORMATION ON LOCK PLR TAX1 DRAWING 3352138

22. ASM CONNECTOR PN 35827352 WAS ANALYZED FOR CREEPAGE & CLEARANCE FOR 48 VOLTS

| | | | | |