SYMBOL DEFINITION		MISSING NUMBERS
A DIMENSION WITHOUT AN INSPECTION REPORT SYMBOL ( ) DOES NOT REQUIRE INSPECTION. IT MAY BE CONTROLLED ON AN INDIVIDUAL COMPONENT DRAWING.	TOTAL NO. OF SYMBOLS ON DRAWING: 9	
	LAST NO. USED: 18	

DWG STATUS					ZONE	REVISION HISTORY	AUTH	DR	APVD I.E.	APVD
DATE	STS	REV	N/P	CHG						
27NOV01	R	01	-	-		CLEARED REV COL & ALL PARTS - REVISED MAT'L SPEC	21770	JAN	RYP	RC

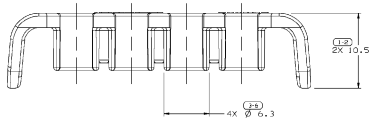

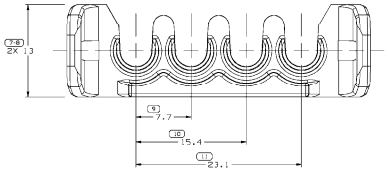

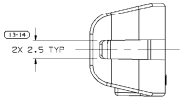

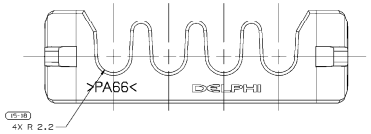

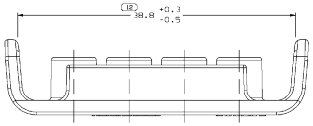

NOTES

1. UNLESS OTHERWISE SPECIFIED AND/OR INDICATED:
   DIMENSIONS ARE TO FACE OF VIEW SHOWN AND AUTOMATICALLY ROUNDED BY COMPUTER FOR INSPECTION. (SEE MATH MODEL FOR PRECISE DIMENSIONS.) FOR ALL OTHER DIMENSIONS NOT SHOWN BUT REQUIRED FOR TOOL BUILD, SEE MATH MODEL FOR PRECISE TOOL PATH DATA.
2. THIS PART IS NOT CONTROLLED FOR AUTOMATIC FEEDING.
3. MATING COMPONENTS OR EQUIVALENT:
   CONNECTOR 12092734
4. MAXIMUM CABLE DIAMETER THAT WILL FIT PART IS Ø 4
5. MATERIAL RECYCLING CODE >PA66< PER SAE J1344. (2.3)X(0.1) RAISED CHARACTERS AS SHOWN TO BE LOCATED ON ANY EXTERIOR SURFACE. OPTIONAL CONSTRUCTION TO BE NO MATERIAL RECYCLING CODE.
6. (2.3)X(0.1) RAISED DELPHI CORPORATE BRAND TO BE LOCATED ON ANY EXTERIOR SURFACE, PREFERABLY VISIBLE AT FINAL ASSEMBLY. OPTIONAL CONSTRUCTION TO BE "FED" OR NO LOGO.

PART NO	STS	REV	N/P	STATUS	TYPE	MATERIAL SPECIFICATION AND COLOR	VOLUME CM³
15338643	R	03	-			M3592001 - PA66 HS IM BLK	1.474
15324063	R	02	-			M3592006 - PA66 HS IM BLU	1.474

(12) PROCESS SENSITIVE DIMENSION

DIMENSIONS EXCLUDED FILL & RELEASE SHRINKAGE, FLASH, MOLD MISMATCH, & TOLERANCE LIMITS ARE EXCLUDED

R 0.1 MAX
R 0.2 MAX
SHARP CORNER TOLERANCE

DIRECTIONAL TRADE (MM)							
FROM	0	6	30	120	315	1000	2000
TO	6	30	120	315	1000	2000	4000
TOLERANCE (MM)	±0.15	±0.2	±0.3	±0.4	±0.5	±0.8	±1

ANGULAR TOLERANCE ±0

CHART #1					
0	100	250	400	630	
100	250	400	630	1000	
±0.5	±0.3	±0.2	±0.15	±0.10	±1 ±1.2

THIRD ANGLE PROJECTION

DO NOT SCALE

USE MATH DATA

PART TYPE: PART DRAWING

TITLE

VOLUME (CUP): SEE CHART

FINISH CODE

MATERIAL: 6900

UNLESS OTHERWISE SPECIFIED

THIS DOCUMENT IS IN ACCORDANCE WITH ASME Y14.5M-1994 UNLESS OTHERWISE SPECIFIED. THE DELPHI DIMENSIONAL TOLERANCE SYSTEM IS TRUE, WELL DEFINED, REPRODUCIBLE AND RELATED TO FUNCTIONAL ASPECTS. THIS IS INTENDED TO BE A COMPLETE DESCRIPTION OF THE PART. DELPHI DOES NOT ASSUME TO EXTRAPOLATE BY INTERPOLATION OR ADDITION TOLERANCES. DEFINITIONS NOT ON DRAWING MAY BE RAISED SEPARATELY, UPON REQUEST TO DELPHI.

ALL DIMENSIONS ARE IN MILLIMETERS

REFERENCES

DELPHI

DELPHI PACKARD ELECTRIC SYSTEMS
WARREN, OH

		DATE
DR		
APVD1	D. ACEVEDO	17NV99
APVD2	C. MIRANDA	17NV99
APVD3	D. BALLEGOS	20NV99
APVD4		
APVD5		

SUBSTANCES OF CONCERN AND RECYCLED CONTENT PER DELPHI 12945201

MATERIAL: SEE CHART

DRAWING NAME: TAXI LOCK TPA M/P 280 N/A

DRAWING NUMBER: 15324819

SIZE	SCALE	FRAME NO	SHEET NO	STS	REV	N/P
A0	5:1	1 OF 1	1 OF 1	R	01	-