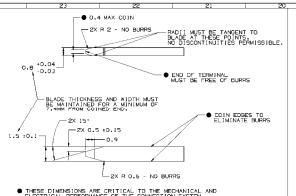

MATERIAL SPECIFICATIONS

RECOMMENDED

BASE METAL - CDA-210, EXTRA SPRING TEMPER

- TIN PLATING (WHERE APPLICABLE TO 125°C MAX CONTINUOUS USAGE): 0.0254/0.0635 MM (1000/100 µIN) ELECTROPLATED TIN.
- USAGE OF PLATING TYPES OTHER THAN RECOMMENDED MUST BE APPROVED BY DELPHI PACKARD ELECTRIC SYSTEMS ENGINEERING.

MINIMUMS

ELECTRICAL CONDUCTIVITY - ≥28% IACS AT 20 °C. USE OF A MATERIAL WITH CONDUCTIVITY <28% IACS MUST BE APPROVED BY PACKARD ELECTRIC MATERIALS ENGINEERING.

TENSILE STRENGTH - 430 - 460 MPa

UNDERPLATING FOR TIN PLATING - FOR BASE MATERIALS CONTAINING 10% OR MORE ZINC, AN UNDERPLATE OF COPPER 0.0025 MM (100 µIN) MINIMUM THICK IS REQUIRED.

PROCESSING LUBRICANT - ANY PROCESSING LUBRICANT REMAINING ON TERMINALS MUST NOT VARNISH OR DEGRADE THE ELECTRICAL PERFORMANCE OF THE CONNECTION UP TO A MAXIMUM TEMPERATURE OF 150°C. PROCESSING LUBRICANTS MUST BE APPROVED BY DELPHI PACKARD ELECTRIC SYSTEMS ENGINEERING.

MATING BLADE INFORMATION

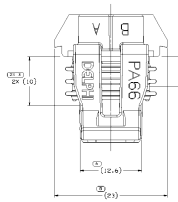

MATING CONNECTOR INFORMATION

SYMBOL DEFINITION
A DIMENSION WITHOUT AN INSPECTION REPORT SYMBOL (*) DOES NOT REQUIRE INSPECTION. IT MAY BE CONTROLLED ON THE INDIVIDUAL COMPONENT DRAWING.

MISSING SYMBOLS	
TOTAL NO OF INSPECTIONS REQUIRED	14
LAST NO. USED	20

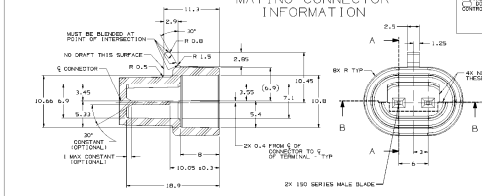

SECTION A-A

NOTES

1. ALL RADII 0.4, UNLESS OTHERWISE SPECIFIED
2. RECOMMENDED MATERIAL - GLASS FILLED NYLON OR POLYESTER
3. WHEN USING THIS INFORMATION FOR A NEW DESIGN, REQUEST THE LATEST COPY OF THIS PRINT FROM DELPHI PACKARD ELECTRIC

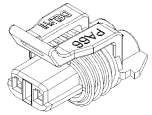

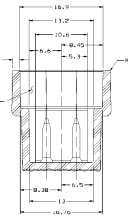

SECTION B-B

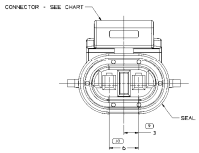

TYPE 101

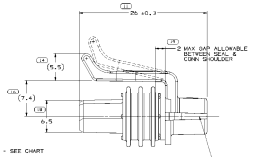

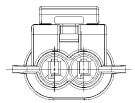

NOTES

1. UNLESS OTHERWISE SPECIFIED AND/OR INDICATED, DIMENSIONS ARE MM. THIS DRAWING IS DEFINED TO AUTOMATICALLY MOUNTED BY COMPUTER FOR INSPECTION. (SEE MATH MODEL FOR PRECISE DIMENSIONS.) FOR ALL OTHER DIMENSIONS NOT SHOWN BUT REQUIRED FOR TOOL BUILD, SEE MATH MODEL FOR PRECISE TOOL PATH DATA.
2. WHEN PARTS ARE SHIPPED, THEY MUST BE PACKED IN PLASTIC BAGS OR SHIPPING CONTAINERS MUST BE LINED WITH PLASTIC LINERS. BAGS OR LINERS MUST BE SEALED TO AVOID SWARF OR FOREIGN MATTER.
3. SEALING CODE 3 - DESIGN WILL PASS SALT FOG AND IMMERSION TEST AFTER CONDITIONING AS SPECIFIED IN ESA-646 (WEATHER-PACK), ESA-713 (METRI-PACK), ESA-1250 (UNDERHOOD METRI-PACK), E-6006 (MOBILE CONNECTORS) WHEN MATED TO MATING PART OR EQUIVALENT
4. FOR APPLICATION DATA SEE THE INDIVIDUAL APPLICATION DRAWINGS.
6. THIS PRODUCT IS NOT CATEGORIZED AS AN APPRENTICE TERM, WITHOUT IMPERFECTIONS (FACETING, BUT NOT LIMITED TO FLOW MARKS, FIBER EXPOSURE, SHRINKAGE, WARPAGE, ETC.) THAT MAY AFFECT THE FIT, FORM, OR FUNCTION OF THE PART ARE PERMISSIBLE PER EPAP-4.7-05-01.
6. FOR PART NUMBER WITH ADHESIVE: USE 15510001 OR ADHESIVE APPROVED BY MATERIALS ENGINEERING TO BLUE CONNECTOR SEAL TO CONNECTOR.
7. 15510174 - USE 10 ML PER 1,000 SEALS OF 5-90-T LUBWELL AT 10:1 CONCENTRATION FOR ASSEMBLY OF CONN SEAL.

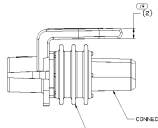

TYPE 104
KNOCKOUT PAD CONSTRUCTION

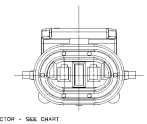

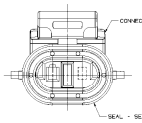

TYPE 103

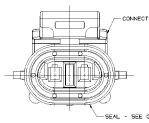

TYPE 102
KNOCKOUT PAD CONSTRUCTION

PART NUMBER WITH ADHESIVE	REV	A/P	PART NUMBER WITHOUT ADHESIVE	REV	A/P	NUMBER OF CAVITIES	CAVITIES BLOCKED	CONNECTOR BODY	TYPE	CONNECTOR SEAL	CONNECTOR COLOR
-	-	-	15510174	C1	AB	2	NONE	12052636	101 OR 102	12129976	LT GRAY
-	-	-	1776080	D1	-	2	NONE	1776082	101 OR 102	12103047	BLACK
-	-	-	1579077	C1	AA	2	NONE	1579074	104	12103047	LT GRA
-	-	-	15395280	C1	AC	2	1,3	15395279	101 OR 102	12103047	LT GRA
-	-	-	15384147	A5	-	2	NONE	15382136	101 OR 102	12103147	LT GRAY
-	-	-	15382147	A5	-	2	NONE	15382136	101 OR 102	12103147	GRAY
-	-	-	15382147	A5	-	2	NONE	15382136	101 OR 102	12103147	GRAY
-	-	-	12144148	A2	-	2	NONE	12144147	101	12103947	BLACK
-	-	-	12144148	A2	-	2	NONE	12144147	101	12103947	BLACK
-	-	-	12089588	B10	-	2	-	12089586	101 OR 102	12103947	BLUE
12180484	AB	-	12089544	C9	-	2	NONE	12089536	101 OR 102	12103947	LT GRAY

| REVISION HISTORY | | |