ADDITIONAL ASSEMBLY INFORMATION REFERENCE ONLY

SEE SHEET 2 FOR CABLE ASSEMBLY INFORMATION

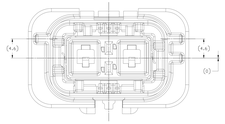

TYPE 102
SAME AS TYPE 101
EXCEPT AS SHOWN

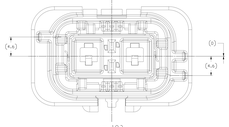

TYPE 103
SAME AS TYPE 101
EXCEPT AS SHOWN

ADDITIONAL ASSEMBLY INFORMATION

ASSEMBLE SHIELD CANS TO INNER CONNECTOR IN CORRECT ORIENTATION AS SHOWN BELOW.

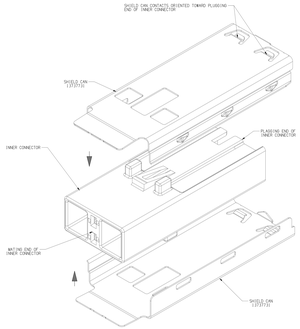

PROPERLY ASSEMBLED SHIELD CANS TO INNER CONNECTOR

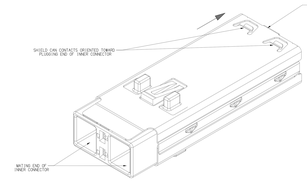

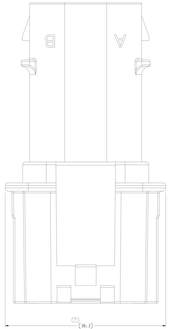

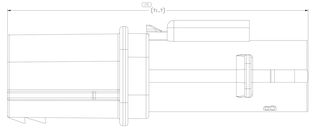

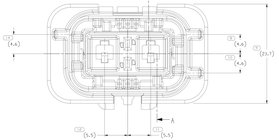

TYPE 101

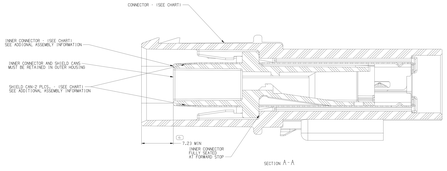

1339802	01	-	02	1339800	1555-7562	1.377731	
1339802	01	-	02	1375998	1555-7562	1.377731	
1339802	01	-	02	1375998	1555-7562	1.377731	
1339801	02	AC	02	1339800	1555-7562	1.377731	
1339801	02	AC	02	1375998	1555-7562	1.377731	
1339801	02	AC	101	1375998	1555-7562	1.377731	
PART NO	REV	NUM	TYPE	CDV	HOUSING	INNER CONNECTOR	SHIELD CAN (2 PLCS)

NOTES

1. UNLESS OTHERWISE SPECIFIED AND/OR INDICATED:
   DIMENSIONS ARE TO FACE OF VIEW SHOWN.
   DIMENSIONS IN PARENTHESIS ARE FOR REFERENCE ONLY.
   (SEE MATE MODEL FOR PRECISE DIMENSIONS). FOR ALL
   PLUG, SEE MATE MODEL FOR PRECISE TOOL PATH DATA.
   RECEPT, SEE MATE MODEL FOR PRECISE TOOL PATH DATA.
2. FOR APPLICATION DATA SEE THE INDIVIDUAL APPLICATION DRAWINGS.
3. HIGH VOLTAGE 280 TERMINAL/CONNECTOR EXTRACTION FORCE (PRIMARY LOCK): 15 ≥ 80 N.
4. HIGH VOLTAGE 280 TERMINAL/CONNECTOR EXTRACTION FORCE (PRIMARY & SECONDARY LOCK): 15 ≥ 110 N.
5. CONNECTION MEETS THE PERFORMANCE REQUIREMENTS OF SAE/USCAR-2 PS NOVEMBER 2007, SAE/USCAR-37 AUGUST 2008, FOR THE FOLLOWING CLASSIFICATIONS:
   TEMPERATURE CLASS 3 (-40° C TO +125° C)
   VIBRATION CLASS 1 (ON BODY OR CHASSIS)
   MOISTURE CLASS 4 (DEICED PLUS HIGH PRESSURE SPRAY)
   WATER TIGHT
6. CONNECTION MEETS DIELECTRIC WITHSTAND VOLTAGE RATING OF 600 VOLTS USING THE SAE/USCAR-37 AUGUST 2008 PARAGRAPH 5.5.2 TEST METHOD.
7. SEALING VERIFICATION AND MARKING REQUIRED PER ESA-795.
8. FOR CABLE ASSEMBLY INSTRUCTIONS, SEE SHEET 2.
9. CONNECTOR DESIGN PROVIDES THE FOLLOWING MINIMUM CREEPAGE DISTANCES, AS ASSESSED PER SAE/USCAR-2 REV 6 JULY 2006 SECTION 5.5.2:
   (2)7.17 | 2 PLCS (SHIELD) 18.41MM
   (2)9.17 TO 21.19.3MM
10. THIS PRODUCT IS NOT CATEGORIZED AS AN APPEARANCE ITEM. MINOR IMPERFECTIONS INCLUDING, BUT NOT LIMITED TO, FLOW MARKS, COLOR BLEMISHES, GATE VESTIGE AND SOFT FLASH THAT DO NOT AFFECT THE FORM, FIT OR FUNCTION OF THE PART ARE PERMISSIBLE PER EOAP-A (LOCLOCK).
11. REFERENCE MANUAL 1375749 FOR ASSEMBLY / DISASSEMBLY INFORMATION.
12. PARTS MUST BE FREE OF DUST, DIRT, CARDBOARD FIBERS, LOOSE METAL SLIVERS OR ANY PARTICULATE THAT MAY CAUSE FIT OR FUNCTION CONCERNS.
13. PARTS MUST BE PACKAGED IN COMPARTMENTAL CONTAINERS OR TRAYS.

SYMBOL DEFINITION		MISSING SYMBOLS
A DIMENSION WITHOUT AN INSPECTION REPORT SYMBOL DOES NOT REQUIRE INSPECTION. IT MAY BE CONTROLLED ON THE INDIVIDUAL COMPONENT DRAWING.	TOTAL NO OF INSPECTIONS REQUIRED: 4	1-5 13
	LOCT NO: 15	

REVISION HISTORY										
SYM	ZONE	REVISION DESCRIPTION	DATE	BY	CHK	APP
DEA(NE)	B	52	ALL PARTS SUPERSEDED DESIGN	4/22/07	MB	MT	JA
DEA(NE)	B	52	ALL PARTS REVISED PER REJOYNER REV 07 ADDED PRODUCTION PART APPROVAL	4/30/24	MR	MR	JA
DEA(NE)	B	53	ALL PARTS - UPDATED PART AVAILABILITY	8/23/11	LJ	LJ	AT/TW
DFE(TE)	B	04	ALL PARTS - INNER CONNECTOR AND SHIELD CANS MUST BE RETAINED IN OUTER HOUSING. INNER CONNECTOR AND SHIELD CANS MUST BE RETAINED IN HEADER TOGETHER. ADDED SHIELD CAN ASSEMBLY INSTRUCTIONS. ADDED "ASSEMBLE TYPE", "MANUAL FOR ASSEMBLY", "MANUAL FOR DISASSEMBLY" AND "MUST BE FREE OF UNMOUNTED & PACKAGED OF PARTS"	4/23/10	JJ	JJ	AT/TW
DMR(DE)	B	05	ALL PARTS - REVISED "PACKAGED" NOTE	04/09/08	JJ	JJ	AT/TW
DFE(DE)	B	06	REVISION 11 - RELEASED	01/15/20	DDR	DFV	TW

PROPRIETARY NOTICE: THIS DRAWING CONTAINS INFORMATION PROPRIETARY TO APTIV. IT SHALL NOT BE REPRODUCED OR DISCLOSED TO OTHERS IN WHOLE OR IN PART WITHOUT THE WRITTEN PERMISSION OF APTIV.

PART DRAWING

UNLESS OTHERWISE SPECIFIED DIMENSIONS ARE IN MM. TOLERANCES ARE ±0.25 MM UNLESS OTHERWISE SPECIFIED.

CAGE CODE 0JN06

DRAWN	M. BOGHEIN	12/14/11
CHECKED	M. BOGHEIN	12/14/11
ENGINEER	M. BOGHEIN	12/14/11
APPROVED		

CONFIDENTIALITY OF CONTENTS: THIS DRAWING IS THE PROPERTY OF APTIV. IT MAY NOT BE COPIED OR DISCLOSED.

•APTIV•

APTIV PLC
ENGINEERING DIVISION
4500 MAIN ST
PITTSBURG, KS 66762 USA
PHONE: 620-231-1000
FAX: 620-231-1000
WWW.APTIV.COM

PRODUCT NAME: TYCO/AMP CONNECTORS
TITLE: TAI ASM CONN W MTP 280 SLD MODULAR
SIZE: NONE
DRAWING TYPE: PART DRAWING
DRAWING NO: 3335801S
REV: 9
SHEET: 1 OF 1

THIRD ANGLE PROJECTION
SIZE ANSI D
FILE NAME: 3335801S.DWG
DATE: 12/14/11
DATE PRINTED: 12/14/11 12:00:00 AM
LAST REVISED: 12/14/11 12:00:00 AM
LAST PLOTTED: 12/14/11 12:00:00 AM
PRODUCT CODE: 3335801S

3335801S