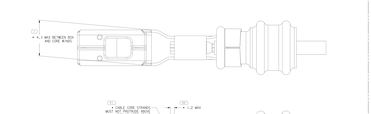

TERMINAL CABLE ALIGNMENT
SCALE: 20:1



SPLICE AND REEL SPECIFICATIONS
SCALE: 1:5

PACKAGING NOTES

1. TERMINALS MUST BE SINGLE WRAPPED ON REEL WITH NON ABRASIVE SEPARATOR MATERIAL.
2. STANDARD REELING TERMINALS MUST FLIP OFF TOP OF REEL FROM EDGE TO LEFT WITH CONTACTS FACING UNDERSIDE AND CRIMP WINGS FACING UPWARD.
3. REWIND A REELING TERMINALS MUST FLIP OFF TOP OF REEL FROM EDGE TO LEFT WITH CONTACTS FACING UNDERSIDE AND CRIMP WINGS FACING UPWARD.
4. REWIND C REELING TERMINALS MUST FLIP OFF BOTTOM OF REEL FROM EDGE TO LEFT WITH CONTACTS FACING UNDERSIDE AND CRIMP WINGS FACING UPWARD.
5. REWIND D REELING TERMINALS MUST FLIP OFF BOTTOM OF REEL FROM EDGE TO LEFT WITH CONTACTS FACING UNDERSIDE AND CRIMP WINGS FACING UPWARD.
6. FILL REEL WITH NOT TO EXCEED 20LBS.
7. CUSTOMER REQUEST FOR REWIND PARTS WILL INCLUDE "REWIND" IN THE PART NUMBER (IE: FILL OF MATERIAL 10,000 PART NUMBER: 10,000REWIND)
   STANDARD REEL FITS PART NUMBER:
   REWIND REEL FITS PART NUMBER: 10,000REWIND
   TYCO PART NUMBERING SYSTEM WILL BE AVAILABLE FOR ALL CHARTED PART NUMBERS.

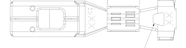

TYPE 102
SEALED
SCALE: 20:1
EXCEPT AS SHOWN

TYPE 101
UNSEALED

SYMBOL DEFINITION		SYMBOL
A DIMENSION WITHOUT AN INSPECTION REPORT SYMBOL IS A CRITICAL DIMENSION. ALL DIMENSIONS ARE REPRODUCED IN THE INSPECTION COMPANIES' DATA.	TOTAL NO OF DIMENSIONS REQUIRED	63
	LAST NO. USED	42

DIMENSIONS ARE IN MILLIMETERS UNLESS OTHERWISE SPECIFIED
ANGLES ± 2°
DECIMALS .XX ±0.25
DECIMALS .XXX ±0.13

REVISION HISTORY				
1	08	11	2010	ALL PARTS - CHANGED TO "ALL PARTS" IN REWIND PART NUMBERS, ADDED REWIND C, REWIND D, REWIND AV, ADDED SPLICE DIAGRAM
2	08	11	2010	SYSTEM - UPDATED PART AVAILABILITY
3	08	11	2010	CHANGED - OBSOLETE
4	08	11	2010	ALL PARTS - UPDATED PART AVAILABILITY
5	08	11	2010	ALL PARTS - UPDATED TERM. MATERIAL, CHANGED TERMINAL PLATING TYPE, CHANGED CRIMP HEIGHT, CHANGED CRIMP WIDTH, CHANGED CRIMP STYLE, CHANGED CRIMP DIMENSIONS, CHANGED CRIMP ANGLE, CHANGED CRIMP TYP