# CODINGS

## CODING - A

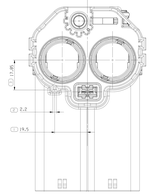


## CODING - C

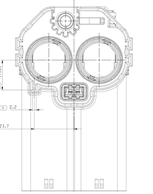


## CODING - B

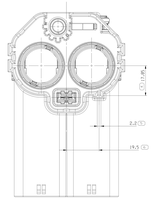


## CODING - D

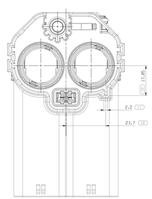


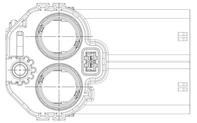

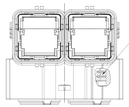


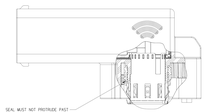





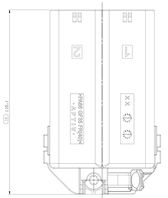


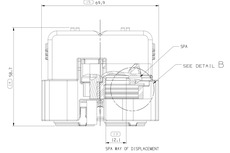


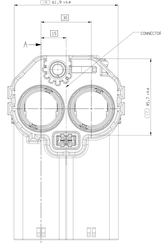


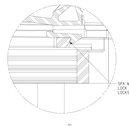


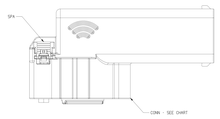


NOTES

1. UNLESS OTHERWISE SPECIFIED AND/OR INDICATED:
   DIMENSIONS ARE TO FACE OF VIEW SHOWN AND
   DIMENSIONS ARE TO CENTER OF FEATURE LOCATION
   (SEE MATH MODEL FOR PRECISE NUMBERING). FOR ALL
   OTHER DIMENSIONS NOT SHOWN BUT REQUIRED FOR TOOL
   BUILD, SEE MATH MODEL FOR PRECISE TOOL PATH DATA.
2. PARTS MUST BE FREE OF DUST, DIRT, CARDBOARD FIBER, LOOSE
   FIBER, OIL, GREASE AND PARTICULATE THAT MAY CAUSE FIT OR
   FUNCTION CONCERNS.
3. PARTS MUST BE PACKAGED IN COMPARTMENTAL CONTAINERS OR TRAYS,
   ENCLOSED IN CLEAN POLYETHYLENE BAGS.
4. WIRING HARNESS MANUFACTURER SHALL PERFORM A SEAL LEAK CHECK
   ON THE CONNECTOR ASSEMBLY AFTER TERMINAL LOADS AND ASSEMBLED
   TO VERIFY PROPER CONNECTOR SEAL AND CABLE SEAL POSITIONS.
5. ROUGH ALL FACES.
   ROUGHNESS: RTM 00002 (T) ACC TO DIN EN 60068-2-10:2008!
6. MATING DEVICES SEE IN INTERFACE DRAWING NO.: 35229241.
7. ONLY RECOMMENDED CABLE ACC. TO 1214-21.
   ALL CABLE SUPPLIERS/VENDORS ARE ACCEPTABLE.
   ALL CABLE SUPPLIERS/VENDORS SUB MUST BE VALIDATED.
8. WEIGHT INFORMATION IS ONLY FOR REFERENCE.

| POS | PART-NO. | REV | DESCRIPTION | QTY. | MATERIAL | COLOR | MASS WEIGHT(G) |
|---|---|---|---|---|---|---|---|
| A | 35210954 | -- | FEMALE HOUSING ASSEMBLY, CODE A | -- | -- | -- | 155,71 |
| 1 | 35210956 | -- | FEMALE HOUSING, CODE A | 1 | POLYAMIDE BLEND | ORANGE | |
| 2 | 35210958 | -- | CONN SEAL | 2 | RUBBER | GREEN | |
| 3 | 35210959 | -- | FEMALE UPPER SHIELDING | 2 | COPPER ALLOY | -- | |
| 4 | 35210960 | -- | SEAL RETAINER | 2 | POLYAMIDE BLEND | BLACK | |
| 5 | 35210966 | -- | SPA | 1 | POLYAMIDE BLEND | RED | |
| 6 | 35210967 | -- | FEMALE BOTTOM SHIELDING | 2 | COPPER ALLOY | -- | |
| 7 | 35210973 | -- | INSULATION HOUSING | 2 | POLYAMIDE BLEND | BLACK | |
| 8 | 35210962 | -- | HVIL SEAL | 1 | RUBBER | GREEN | |
| 9 | 35210961 | -- | HVIL SEAL RETAINER | 1 | POLYAMIDE BLEND | BLACK | |
| 10 | 33296962 | -- | SHUNT | 1 | COPPER ALLOY | -- | |
| 11 | 35197272 | -- | BUSHING 6AM | 1 | STEEL | -- | |
| 12 | 35210574 | -- | SCREW M6x20 | 1 | STD | -- | |
| B | 35210955 | 01 | FEMALE HOUSING ASSEMBLY, CODE B | -- | -- | -- | 155,71 |
| 1 | 35210957 | -- | FEMALE HOUSING, CODE B | 1 | POLYAMIDE BLEND | ORANGE | |
| 2 | 35210958 | -- | CONN SEAL | 2 | RUBBER | GREEN | |
| 3 | 35210959 | -- | FEMALE UPPER SHIELDING | 2 | COPPER ALLOY | -- | |
| 4 | 35210960 | -- | SEAL RETAINER | 2 | POLYAMIDE BLEND | BLACK | |
| 5 | 35210966 | -- | SPA | 1 | POLYAMIDE BLEND | RED | |
| 6 | 35210967 | -- | FEMALE BOTTOM SHIELDING | 2 | COPPER ALLOY | -- | |
| 7 | 35210973 | -- | INSULATION HOUSING | 2 | POLYAMIDE BLEND | BLACK | |
| 8 | 35210962 | -- | HVIL SEAL | 1 | RUBBER | GREEN | |
| 9 | 35210961 | -- | HVIL SEAL RETAINER | 1 | POLYAMIDE BLEND | BLACK | |
| 10 | 33296962 | -- | SHUNT | 1 | COPPER ALLOY | -- | |
| 11 | 35197272 | -- | BUSHING 6AM | 1 | STEEL | -- | |
| 12 | 35210574 | -- | SCREW M6x20 | 1 | STD | -- | |
| C | 35361210 | 01 | FEMALE HOUSING ASSEMBLY, CODE C | -- | -- | -- | 155,71 |
| 1 | 35308274 | -- | FEMALE HOUSING, CODE C | 1 | POLYAMIDE BLEND | ORANGE | |
| 2 | 35210958 | -- | CONN SEAL | 2 | RUBBER | GREEN | |
| 3 | 35210959 | -- | FEMALE UPPER SHIELDING | 2 | COPPER ALLOY | -- | |
| 4 | 35210960 | -- | SEAL RETAINER | 2 | POLYAMIDE BLEND | BLACK | |
| 5 | 35210966 | -- | SPA | 1 | POLYAMIDE BLEND | RED | |
| 6 | 35210967 | -- | FEMALE BOTTOM SHIELDING | 2 | COPPER ALLOY | -- | |
| 7 | 35210973 | -- | INSULATION HOUSING | 2 | POLYAMIDE BLEND | BLACK | |
| 8 | 35210962 | -- | HVIL SEAL | 1 | RUBBER | GREEN | |
| 9 | 35210961 | -- | HVIL SEAL RETAINER | 1 | POLYAMIDE BLEND | BLACK | |
| 10 | 33296962 | -- | SHUNT | 1 | COPPER ALLOY | -- | |
| 11 | 35197272 | -- | BUSHING 6AM | 1 | STEEL | -- | |
| 12 | 35210574 | -- | SCREW M6x20 | 1 | STD | -- | |
| D | 35361211 | 01 | FEMALE HOUSING ASSEMBLY, CODE D | -- | -- | -- | 155,71 |
| 1 | 35308275 | -- | FEMALE HOUSING, CODE D | 1 | POLYAMIDE BLEND | ORANGE | |
| 2 | 35210958 | -- | CONN SEAL | 2 | RUBBER | GREEN | |
| 3 | 35210959 | -- | FEMALE UPPER SHIELDING | 2 | COPPER ALLOY | -- | |
| 4 | 35210960 | -- | SEAL RETAINER | 2 | POLYAMIDE BLEND | BLACK | |
| 5 | 35210966 | -- | SPA | 1 | POLYAMIDE BLEND | RED | |
| 6 | 35210967 | -- | FEMALE BOTTOM SHIELDING | 2 | COPPER ALLOY | -- | |
| 7 | 35210973 | -- | INSULATION HOUSING | 2 | POLYAMIDE BLEND | BLACK | |
| 8 | 35210962 | -- | HVIL SEAL | 1 | RUBBER | GREEN | |
| 9 | 35210961 | -- | HVIL SEAL RETAINER | 1 | POLYAMIDE BLEND | BLACK | |
| 10 | 33296962 | -- | SHUNT | 1 | COPPER ALLOY | -- | |
| 11 | 35197272 | -- | BUSHING 6AM | 1 | STEEL | -- | |
| 12 | 35210574 | -- | SCREW M6x20 | 1 | STD | -- | |

| SYMBOL DEFINITION | |
|---|---|
| X DIMENSION WITHOUT AN INSPECTION REPORT SYMBOL CODE DOES NOT REQUIRE INSPECTION. IT MAY BE CONTROLLED ON THE INDIVIDUAL COMPONENT DRAWING. | MISSING SYMBOLS NO MISSING SYMBOL NUMBER |

| | |
|---|---|
| TOTAL NO OF INSPECTIONS REQUIRED | 18 |
| TOTAL NO. OF LOC NO. | 18 |

| REVISION HISTORY | | | | | |
|---|---|---|---|---|---|
| ZONE | REVISION | DATE | DRAWN | APPD | ECO NUMBER |
| DELPHIAE | A | 21 | | | |

CREATED PART DRAWING

| | |
|---|---|
| ALPH | 44027 |
| SCALE | NA |

ASSEMBLY EXPLODED VIEW

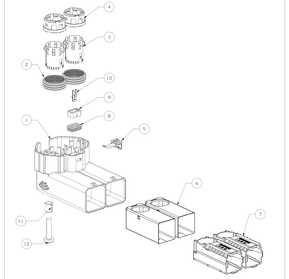


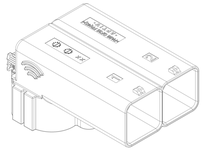

PROPRIETARY TO APTIV SERVICES GROUP. REPRODUCTION WITHOUT WRITTEN CONSENT IS PROHIBITED.

CONTACT APTIV SALES TO OBTAIN AVAILABILITY.

| | |
|---|---|
| TITLE | PART DRAWING |
| SIZE | D |
| DRAW NO | SEE CHART |
| REV | |

THIS DOCUMENT CONTAINS INFORMATION PROPRIETARY TO APTIV. THE RECEIPT OR POSSESSION OF THIS DOCUMENT DOES NOT CONVEY RIGHTS TO REPRODUCE OR DISCLOSE ITS CONTENTS, OR TO MANUFACTURE, USE, OR SELL ANYTHING THAT IT MAY DESCRIBE, IN WHOLE OR IN PART, WITHOUT THE SPECIFIC WRITTEN AUTHORIZATION OF APTIV.

| | |
|---|---|
| DATE | |
| DRAWN | 21 SEP 2021 |
| CHECKED | 21 SEP 2021 |
| ENGINEERING | 21 SEP 2021 |
| QUALITY | 21 SEP 2021 |
| PRODUCT ENGINEERING | 21 SEP 2021 |
| MANUFACTURING | 21 SEP 2021 |
| SERVICE | |
| MATERIAL | |
| PROCESS | |
| APPROVALS | |
| CUSTOMER | |
| CUSTOMER DRAWING NUMBER | |
| SEE DRAWING | |
| DRAWING TITLE | TXX1 HSW CONN - A/P |
| DRAWING NUMBER | 35228841 |

UNLESS OTHERWISE SPECIFIED DIMENSIONS ARE IN MM
TOLERANCES: ±0,4 ±0,05
DIMENSIONS ARE TO ALL BEFORE PLATING

THIRD ANGLE PROJECTION

SIZE A4 SHEET 1 OF 1

APTIV
CONNECTION SYSTEMS
Aptiv PLC
Dublin, Ireland
THIS DOCUMENT CONTAINS INFORMATION PROPRIETARY TO APTIV. THE RECEIPT OR POSSESSION OF THIS DOCUMENT DOES NOT CONVEY RIGHTS TO REPRODUCE OR DISCLOSE ITS CONTENTS, OR TO MANUFACTURE, USE, OR SELL ANYTHING THAT IT MAY DESCRIBE, IN WHOLE OR IN PART, WITHOUT THE SPECIFIC WRITTEN AUTHORIZATION OF APTIV.

35228841