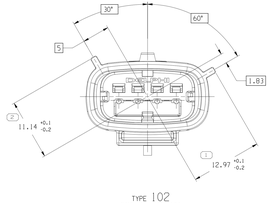

TYPE 102
SAME AS TYPE 101
EXCEPT AS SHOWN

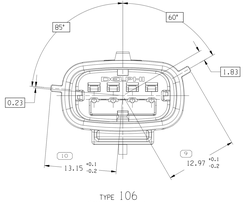

TYPE 106
SAME AS TYPE 101
EXCEPT AS SHOWN

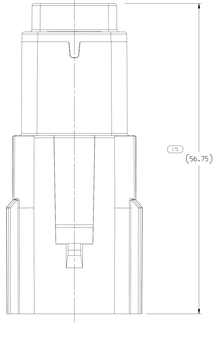

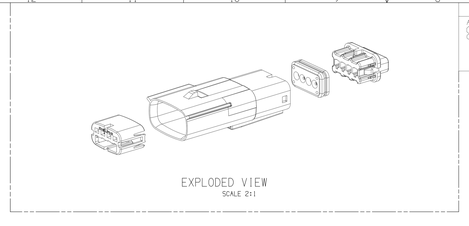

SYMBOL DEFINITION		
A DIMENSION WITHOUT AN INSPECTION REPORT SYMBOL (□) DOES NOT REQUIRE INSPECTION. IT MAY BE CONTROLLED ON THE INDIVIDUAL COMPONENT DRAWING.	TOTAL NO OF INSPECTIONS REQUIRED	24
	LAST NO. USED	23

MISSING SYMBOLS
NO MISSING SYMBOL NUMBER

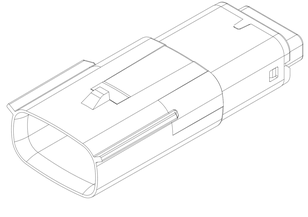

DWG STATUS					ZONE	REVISION HISTORY	AUTH	DR	APVD	APVD
DATE	SUB	REV	N/P	CHG						
10JA13	R	01	-	-		15514500 -WAS PE240809, REV'D & RELEASED; 15514501 -WAS PE240809, REV'D & RELEASED; 15514502 -WAS PE240810, REV'D & RELEASED; 15514503 -WAS PE240811, REV'D & RELEASED; 15514504 -WAS PE240812, REV'D & RELEASED; 15514505 -WAS PE240824, REV'D & RELEASED;	421061	MAB	MAB	GGI	
01MR13	R	02	-	-		ALL PARTS - REVISED GRAPHICS	421566	JOM	JOM	AG
26MR13	R	03	-	-		ALL PARTS - REVISED GRAPHICS	421862	HRS	HRS	AG
06JN13	R	04	-	-		ALL PARTS - REVISED GRAPHICS	422867	COC	JVW	AG
02ND13	R	05	-	-		ALL PARTS - UPDATED CONNECTOR, PLR AND RETAINER	424341	CER	CER	GGI
05DE13	R	06	-	-		ALL PARTS - ADDED "ACCEPTED CABLE O.D." NOTE	424884	APB	APB	GGI
19FE14	R	07	-	-		ALL PARTS - 12.65 ±0.5 WAS 12.95 AND UPDATED RETAINER	425608	COD	COD	GGI
16OC14	R	08	-	-		ALL PARTS - UPDATED CONNECTOR, PLR AND RETAINER	427912	ORA	JVW	GGI
07AU15	R	09	-	-		ALL PARTS - UPDATED PART AVAILABILITY	430435	ORA	JVW	RGC
17NO15	R	10	-	-		ALL PARTS - UPDATED RETAINER TO LATEST REVISION	431410	AOC	JVW	OTH
25FE16	R	11	-	-		15514501-05 - UPDATED PART AVAILABILITY	432153	AOC	JVW	DOL
15MR16	R	12	-	-		ALL PARTS - REVISED GRAPHICS	433030	MF	MF	DOL
25JA18	R	13	-	-		ADDED "SHT 1 OF 2"	438745	AKE	AKE	ACV
28FE18	R	14	-	-		ALL PARTS - REMOVED "ACCEPTED CABLE O.D." NOTE AND UPDATE "APPEARANCE ITEM" NOTE	439137	GDH	JVW	ACV
21MY19	R	15	-	-		ALL PARTS - ADDED "PINCH PATTERN CONFIG", "ASSEMBLIES WITH 11 MM CLIP SLOT" AND "RETAINER REMOVAL FORCE" NOTES	443315	JOO	ACV	ACV
12JL22	R	16	-	-		15514501 - UPDATED PART AVAILABILITY	958033	COD	COD	SV

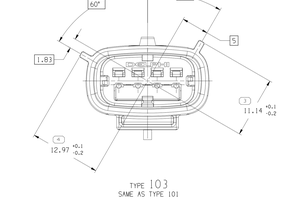

TYPE 103
SAME AS TYPE 101
EXCEPT AS SHOWN

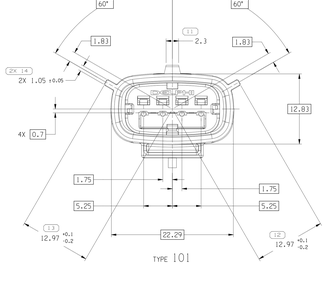

TYPE 101

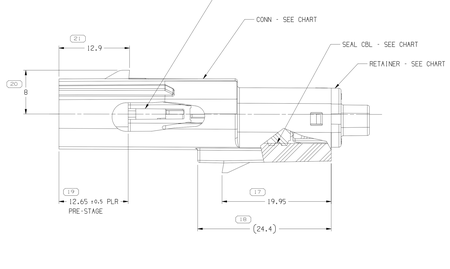

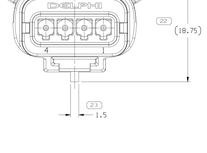

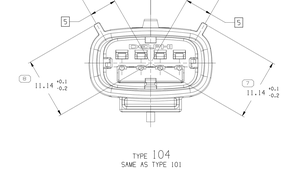

TYPE 104
SAME AS TYPE 101
EXCEPT AS SHOWN

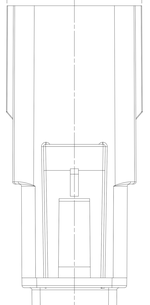

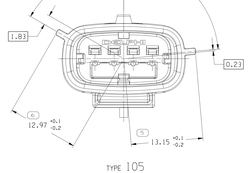

TYPE 105
SAME AS TYPE 101
EXCEPT AS SHOWN

NOTES

1. UNLESS OTHERWISE SPECIFIED AND/OR INDICATED:

   DIMENSIONS ARE TO FACE OF VIEW SHOWN AND AUTOMATICALLY ROUNDED BY COMPUTER FOR INSPECTION (SEE MATH MODEL FOR PRECISE DIMENSIONS). FOR ALL OTHER DIMENSIONS NOT SHOWN BUT REQUIRED FOR TOOL BUILD, SEE MATH MODEL FOR PRECISE TOOL PATH DATA.

2. THIS PRODUCT IS NOT CATEGORIZED AS AN APPEARANCE ITEM. MINOR IMPERFECTIONS INCLUDING, BUT NOT LIMITED TO, FLOW MARKS, COLOR BLEMISHES, GATE VESTIGE, AND SOFT FLASH THAT DO NOT AFFECT THE FIT, FORM, OR FUNCTION OF THE PART ARE PERMISSIBLE PER ENP.4-3.CS.01.EN.

3. PART IS MANUFACTURED TO GEOMETRIC TOLERANCES. CENTERLINE DIMENSIONS ARE FOR REFERENCE ONLY.

4. SEALING CODE 4 - DESIGN WILL MEET REQUIREMENTS OF SAE/USCAR-2 CONNECTOR SYSTEM ENVIRONMENTAL TEST FLOWCHART (PRESSURE/VACUUM AND SUBMERSION).

5. FOR APPLICATION DATA SEE THE INDIVIDUAL APPLICATION DRAWINGS.

6. FOR DIFFERENT PUNCH PATTERN CONFIGURATIONS (IF AVAILABLE) SEE SHEET 2.

7. FOR ASSEMBLIES WITH 11MM CLIP SLOT SEE DRAWING J5117247.

8. MIN. RETAINER REMOVAL FORCE : 50N.

15514505	09	AB	106	15514496	15514516	15514512	15514515	F
15514504	09	AB	105	15514495	15514516	15514512	15514515	E
15514503	09	AB	104	15514494	15514516	15514512	15514515	D
15514502	09	AB	103	15514493	15514516	15514512	15514515	C
15514501	09	AC	102	15514492	15514516	15514512	15514515	B
15514500	09	AB	101	15514491	15514516	15514512	15514515	A
PART NO	REV	N/P	TYPE	CONNECTOR	PLR	RETAINER	SEAL CBL	USCAR OPTION

DRAWING NUMBER 15514508
SIZE A1x3 | SCALE 4:1 | FRAME NO 2 OF 2 | SHEET 1 OF 2 | TOTAL 2 | REV R | N/P 16 | -

DIMENSIONAL RANGE (MM)

FROM	0	>6	>30	>80	>120	>160	>200	>250	>300
TO	>6	30	80	120	160	200	250	300	500

TOLERANCE (UNLESS OTHERWISE SPECIFIED)
±0.25 | ±0.5 | ±0.8 | ±1.0 | ±1.2 | ±1.5 | ±1.8 | ±2.0 | ±2.5

ANGULAR TOLERANCE ±0°

(19) PROCESS SENSITIVE DIMENSION

DIMENSIONS ENCLOSED IN ( ) INDICATE REFERENCE DIMENSIONS AND NO TOLERANCE IS GIVEN OR STANDARD.

ALL DIMENSIONS ARE IN

REFERENCE

THIRD ANGLE PROJECTION

DO NOT SCALE

USE MATH DATA

NX

A "(*)" LINE DRAWN THROUGH A PART NUMBER INDICATES THAT PHYSICAL PARTS ARE NOT AVAILABLE FOR ORDERING.

PART NUMBERS THAT DO NOT HAVE A (.) THE PRESENT INDICATE THAT PHYSICAL PARTS ARE AVAILABLE FOR ORDERING.

CONTACT APTIV SALES TO ASSURE AVAILABILITY OF PARTS.

DWG TYPE: PART DRAWING

STYLE

VOLUME (CM³)

SYSTEM CODE

UNLESS OTHERWISE SPECIFIED

THIS DOCUMENT IS IN ACCORDANCE WITH ASME Y14.5M-1994 UNLESS OTHERWISE SPECIFIED. GEOMETRIC DATUM TOLERANCING MAXIMUM OUTER. SEPARATE PATTERNS OF FEATURES MAY BE GAGED SEPARATELY REGARDLESS OF DATUM REFERENCES.

		DATE
DR		
APVD1	MIGUEL BERNAL	10JA13
APVD2	MIGUEL BERNAL	11JA13
APVD3	GERARDO GOMEZ J.	18JA13
APVD4		
APVD5		

SUBSTANCES OF CONCERN AND RECYCLED CONTENT PER APTIV (DRAFTED)

MATL
SEE CHART

DRAWING NAME
TAX1 ASM CONN 4 M OCS 1.5 SLD

DRAWING NUMBER 15514508
SIZE A1x3 | SCALE 4:1 | FRAME NO 1 OF 2 | SHEET 1 OF 2 | TOTAL 2 | REV R | N/P 16

•APTIV•
CONNECTION SYSTEMS
WARREN, OH
COPYRIGHT 2013 APTIV, ALL RIGHTS RESERVED.
THIS DRAWING IS THE PROPERTY OF APTIV AND CONTAINS APTIV CONFIDENTIAL INFORMATION. THE RECEIPT OR POSSESSION OF THIS DOCUMENT OR ITS RELATED CAD MATH DATA, NO WILL BE COMMUNICATION OF ANY CONTENT TO OTHERS, WITHOUT EXPRESS AUTHORIZATION, IS PROHIBITED.

T2214208

PRINT: 1 PDF: 1 DWG: 1 SIZE: 1 SHEET: 1 OF 1 DATE: 13-JUL-22 TIME: 11:08:11
PDF/A-2b
Adobe Acrobat Pro DC (21.001.20155)
Adobe PDF Library 15.0.0
Windows 10 Enterprise, 64-bit Build 19045