SYMBOL DEFINITION		MISSING SYMBOLS
A DIMENSION WITHOUT AN INSPECTION REPORT SYMBOL DOES NOT REQUIRE INSPECTION. IT MAY BE CONTROLLED ON THE INDIVIDUAL COMPONENT DRAWING.	TOTAL NO OF INSPECTIONS REQUIRED: 22	NO MISSING SYMBOL NUMBER
	LAST NO. USED: 18	

ECN STATUS						REVISION HISTORY	DATE	BY	APPROVED
DATE	REV	ECN	ECN TYPE	CRNC					
22JAN03	B	8P3	-	-	-	CHANGED BOX DIMENSIONS MATCH DRAWING 12195 & MOLDED MATL. SPEC	04FEB03	KRAMER	BM
13DEC96	A	8N1	-	-	-	ALL PARTS - UPGRADE FOR ATTRIBUTES	20DEC96	JO	BM
12JAN	B	87	-	-	-	(.38MM) RELEASED	4JAN97	DRAPER	BM

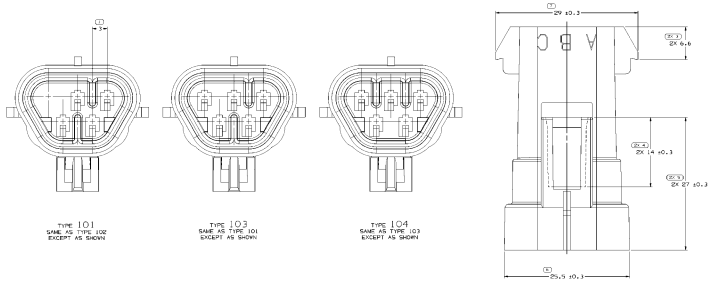

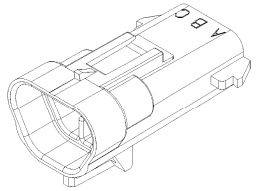

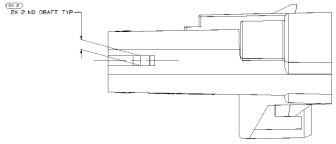

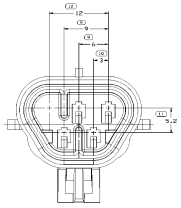

TYPE 102

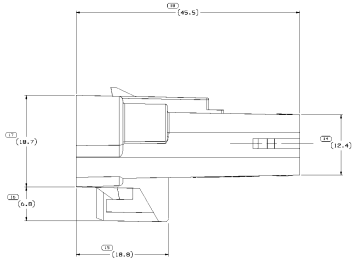

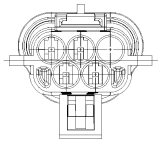

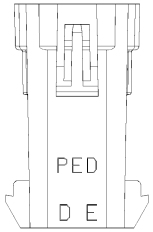

OPTIONAL CONSTRUCTION

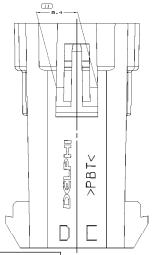

NOTES

1. UNLESS OTHERWISE SPECIFIED AND/OR INDICATED:

   DIMENSIONS ARE TO FACE OF VIEW SHOWN AND AUTOMATICALLY GENERATED BY SOLID DATA FOR INSPECTION PURPOSES. DO NOT USE THIS DATA FOR TOOLING. DRAFT (TYP. 0.5 DEGREES) AND RADII (TYP. 0.3MM) ARE NOT SHOWN BUT REQUIRED FOR TOOL BUILD. SEE MATH MODEL FOR PRECISE TOOL PATH DATA.

2. MATERIAL DESIGNATION CODE PER ISO-11469: 12-31E(0.1) CHARACTERS AS SHOWN TO BE LOCATED ON ANY EXTERIOR SURFACE.

3. SEALING CODE 3 - DESIGN WILL PASS SALT FOG AND IMMERSION TEST AT 15KPA(DIFFERENTIAL AS SPECIFIED IN DELPHI-GM 12-CYCLE CORROSION TEST, ASTM B117 SALT FOG, SAE J1455 ESA 6060 (UNDERHOOD WIRED PACK), IC 4006 (MODULE CONNECTOR), ETC WHEN MATED TO MATING PART OR EQUIVALENT.

4. THIS PRODUCT IS NOT CATEGORIZED AS AN APPEARANCE ITEM. MINOR SUBMERSIONS INCLUDING, BUT NOT LIMITED TO, FLOW MARKS, COLOR SHADING, SHORT SHOTS, SINK MARKS, FLASH, WARPAGE, SMALL DENTS, PITS, FUNNEL, OR FUNCTION OF THE PART ARE PERMISSIBLE PER GRAP-4.7-CS-01.

5. 12.31X10.11 DELPHI CORPORATE BRAND TO BE LOCATED ON ANY EXTERIOR SURFACE, PREFERABLY VISIBLE AT FINAL ASSEMBLY. OPTIONAL CONSTRUCTION FOR EXISTING TOOLING MAY BE "PED".

6. FOR APPLICATION DATA SEE THE INDIVIDUAL APPLICATION DRAWINGS.

PART NO	REV	NPI	STATUS	MATERIAL SPECIFICATION AND COLOR	TYPE	CAVITY BLOCKED	VOLUME CM³	REPLACEMENT P/N
12092847	B1	-	-	POLYAMIDE COMPOUND BLACK	101	-	7.002	-
12092918	B1	-	-	POLYESTER COMPOUND NATURAL	104	NONE	7.152	-
12092919	B1	-	OBSOLETE	POLYESTER COMPOUND BLUE	103	NONE	7.152	12120974
12092920	F1	-	-	POLYESTER COMPOUND GRAY	102	6	7.152	-
12092921	F1	-	-	POLYESTER COMPOUND BLACK	101	6	7.152	-

PART NUMBER	
12092847	
SIZE	SHEET 1 OF 2
A(4)	511

PART DRAWING	
SIZE	
FILAME CAP: TAXI DWH1	SCALE CAP: D

UNLESS OTHERWISE SPECIFIED
THIS DRAWING IS THE PROPERTY OF DELPHI AUTOMOTIVE SYSTEMS. IT IS LOANED FOR MUTUAL ASSISTANCE AND MUST BE RETURNED UPON REQUEST. NO PART OR PORTION MAY BE REPRODUCED OR DISCLOSED WITHOUT WRITTEN PERMISSION.

MATERIAL:	
FINISH:	
DO NOT SCALE DRAWING	
REFERENCE:	

DELPHI	
DELPHI PACKARD ELECTRICAL/ELECTRONIC ARCHITECTURE	
CAD	
DR. J. MANUEL	3-4-97
APVD. M. D. PARSLEY	3-4-97
APVD. M. D. PARSLEY	3-4-97
APVD. M. J. JAUM	3-4-97
APVD.	
APVD.	
PROPRIETARY & CONFIDENTIAL DO NOT COPY (INCLUDES PARTS DELIVERED TO DELPHI)	
REFERENCE: SEE DWH1	
DRAWING NAME: TAXI DWH W M/P 150 GLD	
DRAWING NUMBER: 12092847	
SIZE A(4)	SHEET 1 OF 2

DIMENSIONAL TOLERANCES UNLESS OTHERWISE SPECIFIED	
DIMENSIONS ARE IN MM.	
DIMENSIONS ARE TO A REFERENCE DATUM, NOT TO BE INSPECTED.	
DIMENSIONS ARE TO BE INSPECTED.	
DIMENSIONS ARE TO BE INSPECTED AFTER PROCESSING.	
DIMENSIONS ARE TO BE INSPECTED AFTER ASSEMBLY.	
DIMENSIONS ARE TO BE INSPECTED AFTER PLATING.	
DIMENSIONS ARE TO BE INSPECTED AFTER PAINTING.	
DIMENSIONS ARE TO BE INSPECTED AFTER SOLDERING.	
DIMENSIONS ARE TO BE INSPECTED AFTER ASSEMBLY.	
DIMENSIONS ARE TO BE INSPECTED AFTER PRESSING.	
DIMENSIONS ARE TO BE INSPECTED AFTER FORMING.	
DIMENSIONS ARE TO BE INSPECTED AFTER HEAT TREATMENT.	
DIMENSIONS ARE TO BE INSPECTED AFTER ALL	

THIRD ANGLE PROJECTION

SCALE: 2:1 WT: 0.0 KG DATE: 3-4-97

DELPHI

148S05I